

DARE

to

FAIR



July 17-20, 2025



**Farm Credit Services
of America**



Thank you to these 2025 Fair Book sponsors

TABLE OF CONTENTS

2-5	Staff and Volunteers Donors Pre & Post Fair Cleanup Rocket Launch, Ag Olympix, and Clover Kids Information
6-8	Rules for All Exhibitors Iowa Youth Code of Ethics FFA Good Conduct Policy and Code of Show Ring Ethics
9	Health Requirements for Exhibition of Livestock
10	Release map and release procedures
11	Master Showmanship Contest
12-31	Livestock/Small Animal Rules
32-39	Static Exhibit, Communications and Fashion Day Rules Animals Agriculture and Natural Resources Creative Arts Family & Consumer Sciences Personal Development Science, Engineering & Technology Communications Fashion Day
40	Extravaganza Information and Entry Form & Pee Wee Livestock Information
41-43	Open Shows & Contests - Open Home Open Photography Open Horticulture Fair Queen Lil Mr. & Miss Fair Parade Bill Riley Talent Search Mud Volleyball Open Class Livestock Shows Mutton Busting Cookout Contest Pedal Tractor Pull
43	Pre Fair Week Schedule of Events
44-47	Fair Week Schedule of Events
48	Fairgrounds Map

4-H & FFA FAIR OBJECTIVES

For Youth:

- To provide an opportunity for 4-H/FFA youth to display their project learning and have fun.
- To provide an opportunity for youth to gain personal satisfaction, meet new people, share ideas, and learn to work cooperatively with others.
- To assist in the continuing life skill development of youth in the areas of self concept, communication, decision making, civic engagement, leadership, learning how to learn, and coping with change.
- To provide an opportunity for youth to measure their progress and skills against individual goals and accepted standards.
- To provide a setting for exhibitors to demonstrate, learn, and apply recommended methods of production, management and/or marketing of their projects.

For the Public:

- To convey an updated, comprehensive image of Iowa's 4-H and FFA programs.
- To provide a showcase for accomplishments of 4-H and FFA youth.
- To stimulate interest and learn new ideas from the variety of projects and experiences available.

2024-2025 BOONE COUNTY FAIR BOARD DIRECTORS & STAFF

Officers:	Blake Beckett	Jeff Needham	Brian Crook, <i>Associate Member</i>
Pat Erb, <i>President</i>	Tim Anderson	Kim Rhodes	Stephanie Dowdy, <i>Associate Member</i>
Wayne Lynch, <i>Vice President</i>	Jonathan Bullock	Alan Schoff	Hailey Beckett, <i>Associate Member</i>
Doyle Stern, <i>Treasurer</i>	Dan Graham	Jentry Schoff	Kimberly Meier, <i>Associate Member</i>
Tracy Herman, <i>Secretary</i>	Tonya Osborn	Marchelle Duley, <i>Associate Member</i>	Nichol Graham, <i>Associate Member</i>
Ashley Fitzgerald, <i>Manager</i>	Kevin Meier	Erica Petty, <i>Associate Member</i>	Holly Jacobsen, <i>Associate Member</i>
	Les Mills	Kimberly Bullock, <i>Associate Member</i>	

2025 BOONE COUNTY ISU EXTENSION AND OUTREACH STAFF & FFA STAFF

Lori Mannel, <i>Region 14 Extension Director</i>	—Youth Outreach Coordinator	Carolyn Miller, <i>Gilbert FFA Advisor</i>
Mary Taggs, <i>Youth Program Specialist</i>	Dawn Schmidt, <i>Bookkeeper/Office Assistant</i>	Katelyn Grein, <i>Ogden FFA Advisor</i>
, <i>Director</i>	Jim Fitzgerald, <i>Boone A&M FFA Advisor</i>	Jennifer Marion, <i>Woodward Granger FFA Advisor</i>
Amanda Woodlund, <i>4-H Coordinator</i>	Adam Davis, <i>Gilbert FFA Advisor</i>	Emily Lair, <i>Ames FFA Advisor</i>

2025 BOONE COUNTY ISU EXTENSION AND OUTREACH COUNCIL

Jennifer Burnum..... <i>Boone</i>	Andrew Heineman..... <i>Ogden</i>	Ramona Satre..... <i>Ogden</i>
Crystal Haglund..... <i>Boone</i>	Tom Kauffman..... <i>Boxholm</i>	Ron Swanson..... <i>Madrid</i>
Jeff Erb..... <i>Boone</i>	Kim Rinker..... <i>Ogden</i>	Doris Stotts..... <i>Boone</i>

2024-2025 BOONE COUNTY 4-H COUNCIL

Advisor:	Members:	Morgan Christensen	Logan Lande	Cianna Weddle
Amanda Woodlund	Delainee Anderson	Clara Fulton	Zachary Loecke	Brooklyn Utecht
Alayna Longhorn	Adam Baker		Lydia Longhorn	
Julian Weddle				

In accordance with Federal law and U.S. Department of Agriculture (USDA) civil rights regulations and policies, Iowa State University Extension & Outreach is prohibited from discriminating on the basis of race, color, national origin, sex, age, disability, and reprisal or retaliation for prior civil rights activity. (Not all prohibited bases apply to all programs.) Program information may be made available in languages other than English. Persons with disabilities who require alternative means of communication for program information (e.g., Braille, large print, audiotape, and American Sign Language) should contact the responsible State or local Agency that administers the program or USDA's TARGET Center at 202-720-2600 (voice and TTY) or contact USDA through the Federal Relay Service at 800-877-8339. To file a program discrimination complaint, a complainant should complete a Form AD-3027, USDA Program Discrimination Complaint Form, which can be obtained online at <https://www.ocio.usda.gov/document/ad-3027>, from any USDA office, by calling 866-632-9992, or by writing a letter addressed to USDA. The letter must contain the complainant's name, address, telephone number, and a written description of the alleged discriminatory action in sufficient detail to inform the Assistant Secretary for Civil Rights (ASCR) about the nature and date of an alleged civil rights violation. The completed AD-3027 form or letter must be submitted to USDA by: (1) Mail: U.S. Department of Agriculture Office of the Assistant Secretary for Civil Rights, 1400 Independence Avenue, SW Washington, D.C. 20250-9410; or (2) Fax: 833-256-1665 or 202-690-7442; or (3) Email: program.intake@usda.gov. This institution is an equal opportunity provider. For the full non-discrimination statement or accommodation inquiries, go to www.extension.iastate.edu/diversity/ext.

BOONE COUNTY 4-H COMMUNITY CLUB ADULT LEADERS

Bluff Creek Wranglers - Cheryl Tevis—Lingren

Green Clovers - Susan Heck and Wendy Williams

Harrison Hilltop Hustlers - Barb Clawson, Adrienne Drescher, Marsha Dies, and Christy Smith

Luther Livewires - Mary LaMar, Heidi Welsh, Lea Kruse, Marla Meyers

Madrid Merry Makers - Angela White and Brittney Mathre

Peoples Guys & Gals - Kathy Yager, Julie Kiley and Kim Grell

Rural & City Newcomers - Peg King, Jessica Heyer, and Stacy Walters

Southside Pioneers - Stacey Knight and Annette Hockemeier

Town & Country Pioneers - Naomi Plymessenger and Jamie Williams

Westside Hustlers - Sara Bryan, Amanda Williams, Kelli Burdette and Carrie Bristle

BOONE COUNTY 4-H PROJECT CLUB LEADERS

Science & Technology Club - Kim Rhodes, Michelle Crocheck, Lisa Burke and Max Fortenbery

Shooting Sports—Robyn Neese, Annette Hockemeier, Tim Christensen, Brian Rhodes, John Petty and Aaron Rosheim

BOONE COUNTY 4-H SUPERINTENDENTS

Fashion Day - Kathy Toms

Communications - Melody Bethards

4-H & FFA LIVESTOCK/SMALL ANIMAL SUPERINTENDENTS AND COMMITTEES

Market Animal Exhibitor Fund – Jim Fitzgerald, Samantha Gifford, Tom Kauffman, Dennis Lynch, Wayne Lynch, Jim Magee, Mindy Moeller, Barb Clawson, Peg King, Kim Rhodes, Kevin Meier, Tim Anderson, Jeremy Gustafson, Tracy Herman, and Stephanie Dowdy.

Beef – *Superintendents:* Skyler Rinker and Andrew Heineman *Committee:* Rod & Missy Bice, Zach Britton, Dave, Roxanne and McKayla Dozier, Jessica Frantum, Grant Heineman, Marcus Heineman, Bryant Hunter, Peg King, Jim Magee, and Trevor Stephens. *Fair Board Liaison:* Tim Anderson & Kim Rhodes

Dairy Cow – *Superintendent:* TBD

Dairy Goat – *Superintendent:* John Wiebold *Committee:* Maria Wiebold and Jessica Hicks *Fair Board Liaison:* Kim Bullock

Dog – *Superintendents:* Heidi Welsh *Committee:* Jessica Fisher, Becky Parsons, Sara DeYoung, Danelle Weddle, Alayna Longhorn and Tim Christensen
Junior Committee: Cianna & Julian Weddle, Lydia Longhorn, Morgan Christensen *Fair Board Liaison:* Tracy Herman & Patrick Erb

Horse – *Superintendents:* Jared Wilson and Rus Schmidt *Assistant Superintendent:* Danette Garcia *Committee:* Tawnee Coleman, Danelle Kemery, Regan McClure, Scott McClure, Chase Perkins, Brooke Ramold, and Alex Wilson *Fair Board Liaison:* Pat Erb & Blake Beckett

Poultry – *Co-Superintendents:* Kim Rhodes and Kevin Meier *Committee:* Tim Christensen *Junior Committee:* Caitlin Needham *Fair Board Liaison:* Kevin Meier

Rabbit – *Co-Superintendents:* Mindy Moeller and Samantha Gifford *Committee:* Jenny Cook, Jessi Heyer, Sabrina Moeller, Kara Sickau, and Bonnie Whalen *Junior Committee:* Miranda Cook and Halle Heyer *Fair Board Liaison:* Hailey Beckett

Sheep and Meat Goat – *Superintendent:* Barb Clawson *Assistant Superintendent:* Tom Kauffman, Oliver Dies, Tony Williams *Committee:* Colin Askelsen, Ariel Charter, Adam Davis, Chris Mowrer, Lexee Nelson, Megan Osborn, Emily Rebollozo, Jennie Savits, Carley Schell, Larry and Sandy Seeman, Annette Westberg *Junior Committee:* Tyler Osborn, Maddie Mowrer, Cash Williams, Pypier Williams, Jose Zavala *Fair Board Liaison:* Jeff Needham & Erica Petty

Small Pets/Cat/Exotic Animals – *Superintendent:* Mindy Moeller *Committee:* Samantha Gifford and Sabrina Moeller *Fair Board Liaison:* Kim Rhodes

Swine – *Superintendent:* Jeremy Gustafson *Committee:* Justin Adams, Adrienne Drescher, Jim Fitzgerald, Marc Oostenink and Jordan Stephens. *Fair Board Liaison:* Wayne Lynch & Stephanie Dowdy

2025 Livestock Award Donors

Beef: Landus Coop, NEW Cooperative, Farm Credit Services, Nutrient Ag, Tri County Ag, City State Bank, Bayer Crop Science, Fareway Stores, United Bank of Iowa, Herman Drainage, Peoples Bank, JP's Welding, Wyffels Hybrids, Scott's Amusements, ISU Field Services, Elanco Animal Health, Van Wall Equipment, Nerem and Associates, Herrstrom Farms, Barb Clawson, Freeman Farms, Arnold Motor Supply, Tiernan Farms, Pohl Dahl Ag, Justin Chestnut, Bassett Farms, Chris Jones

Cat: Hedlund Family, Jeff & Gail Polich

Dairy Cow: Scott & Angela Kruse, Picket Fence Creamery, John & Maria Wiebold

Dairy Goat: Kevin Hicks Trucking, Tom Kauffman Family, John & Maria Wiebold

Meat Goat: Bluff Creek Wranglers 4-H Club, Barb Clawson Family, Curry Farms, Farmer's Grain Systems LLC, Iowa Meat Goat Association, Lazy Goat Acres, The Mowrer Girls, Tony Williams Family

Dog: Boone Veterinary Hospital, Cyclone Country Kennel Club, Craig Heineman Family, Farmer's Grain Systems LLC, Hedlund Family, Heidi Welsh, In Memory of Niko, In Memory of Samson Joseph, The Mowrer Girls, PJ Parry-Jones, Becky Parsons, Preventalytics, R & W Power, Kenton & Rachel Reece, Weyhrich Family, Whalen Family

Horse: (Class Sponsors) Adkins Quarter Horses LLC, AFSCME Local 2997-DOT, Bluff Creek Wranglers 4-H Club, Curry Farms, Les & Dianne Curry, Erb Construction, Farmer's Grain Systems LLC, Gardner Harness Shop, Danette Garcia Family, Haglund Family Memorial, In Memory of Ralph & Joan Haub, Hickory Grove Ranch Performance Horses, Kevin Hicks Trucking, In Memory of Daniel & Dixie Johnson, Johnson & Sons Insurance & Real Estate, Greg, Heidi & Taylor Kokemiller, Dan & Pam Lee, Lee Construction Co Inc., Wylie S Lee Memorial, Jim & Becky Madden, Sareena & Emily Madden, Midwest Equine, In Memory of John Munson, Nasty Habit Paints & Quarters, Nerem & Associates Real Estate & Insurance, Lisa Peterson, Shadow Creek Stable, Junior & Mary Lou Sundell Family, Story County Veterinary Clinic, Carl & Donna Thatcher, Wanda's Hair Gallery, Dawn Westrum, Western Edge Ltd., Weyhrich Family, John & Maria Wiebold, Chip & Trish Wisecup

Poultry: BCI Property Management, Farmer's Grain Systems LLC, Hedlund Family, Hoover's Hatchery, Iowa Turkey Federation, Martin/Johansen Family, Kevin Meier Family, Murray McMurray Hatchery, Ogden Farm & Feed Center, Brian & Kim Rhodes Family, Bryon & Eileen Westrum

Rabbit: Baumgardner Family, Farmer's Grain Systems LLC, Samantha Gifford, Dean & Abby Meier, Mindy Moeller, Sabrina Moeller, Story County Veterinary Clinic, Bryon & Eileen Westrum, Whalen Family

Sheep: Colin Askelsen, Ron & Karla Bristle, Barb Clawson Family, Farmer's Grain Systems LLC, Randy Geiger Family, Kevin Hansen, Jason Herrstrom Family, Tom Kauffman Family, Phil & Annette Meier, In Memory of Bob Miller, Deanna Moe, Moeller Livestock, LMN Monson Family, The Mowrer Girls, Tom & Melanie Mowrer, Rebollozo Family, Paul & Jennie Savits Family, Rob & Lorna Scott Family, Seeman Farms, Bill Staebler, Staebler Shearing, Larry & Bonnie Sorenson Family, Vision Bank, Walters Sanitary Service Inc., Warren Farms, Jeff & Annette Westberg Family, Kelly Williams Family, Tony Williams Family

Swine: Boone County Pork Producers, Boone A&M FFA, Farmer's Grain Systems LLC, Hal Isaacson Memorial, In Memory of Randy Flynn

2025 Pre-Fair Cleanup

Thursday, July 10 from 5:00 - 9:00 pm

Responsibilities will be selected by clubs in April. Each club is responsible for bringing the necessary equipment. Beverages will be available for all adults and youth.

2025 Post-Fair Cleanup

Monday, July 21 from 5:00 - 7:00 pm

Responsibilities will be selected by clubs in April. Each club is responsible for bringing the necessary equipment. Beverages will be available for all adults and youth.

Ag Olympix

Friday July 18th
5:30pm in the Showring



Event conducted by
the Boone County
4-H Youth Council

Aerospace Interest Group Rocket Launch



June 22nd at 5:30 PM
Fairgrounds
Campgrounds

Rain Date: June 29
Launch is open

4-H CLOVER KIDS

- }ε'nf#? ukfHt ε» i 'fn##

WHAT: Clover Kids are invited to bring an item they have made to showcase at the Boone County Fair. They will have the opportunity to talk about what they created and why with a caring adult.

WHEN: Enter items on Thursday, July 17th from 1 to 2 pm. No items may be entered after 2 pm. After your items are entered, you will talk to a caring adult and then put your items on display. Items will remain on display in the Community Building until Sunday, July 20th at 4:00 pm. Items must be picked up between 4:00 and 5:00 pm on Sunday, July 20th.

WHERE: Boone County Fairgrounds Community Building

CATEGORIES AND IDEAS: Items will be placed into one of the following categories

Class A: Animals – Any item related to a type of animal. *The actual animal is not allowed on the grounds.*

Class B: Creative Arts – Showcase items related to art, photography, and music.

Class C: Agriculture and Natural Resources – Showcase items related to plants, agriculture, and the environment. *Exhibitor is responsible for the care of their plant(s) while at the fair.*

Class D: Family and Consumer Science – Showcase items related to food, clothing, or home decorating.

Class E: Personal Development – Showcase items related to, or created by the child

Class F: Science, Engineering, and Technology – Showcase items related to science, engineering and technology

Class G: Other – Showcase items that do not belong in one of the above classes

RULES:

- Clover Kids are limited to a total of two showcase items per youth.
- All showcase items must be made by the Clover Kid under adult supervision. Items may be made at home, school, day care, camp, etc.
- All showcase items will receive a participation ribbon. No premium money will be given for these items.
- The Boone County Extension Office and the Boone County Fairboard will use diligence to ensure the safety of all items entered at the Boone County Fair; however, we are not responsible for damage or loss by fire, theft, etc.

P†·r'ftε; #Pt ε» #

WHAT: Clover Kids are invited to showcase and dress up their stuffed animal pet, along with themselves, and give a fun story behind their fashion choice to the audience. The fashion maybe a fun costume or maybe just a simple outfit.

The costume/fashion is optional. A child could just bring their animal to discuss with a caring adult and the audience.

WHEN: Show starts at 2 pm on Thursday, July 17th. Please arrive 15 minutes early to enter

WHERE: Boone County Fairgrounds Community Building

RULES: All stuffed animals will receive a participation ribbon. No premium money will be given for these items. All stuffed animals must go home after the show. They will not be put on display at the County Fair.

**3rd Grade Graduation All who participated in Clover Kids this year,
will be recognized after the Stuffed Animal Show!**



Rules for All 4-H & FFA Exhibitors



1. **Fair Guidelines** - Reasonable care will be taken of all exhibits, but liability will not be assumed by the Boone County Agricultural Association, Boone County Agricultural Extension District and/or the Fair Superintendents. The groups named above will not be responsible or liable for accidents on the Fairgrounds. Exhibitors are responsible to maintain insurance to cover any loss to animals, persons or property which may occur.
 - No exhibitors will be allowed to stay overnight in buildings on the Fairgrounds but may stay in camping area with parents.
 - Camping Reservations are available through the Fair Office. All Fair time campers must register and pay through the Fair Office.
 - No alcoholic beverages will be permitted in any area within the fairgrounds unless designated by the Fair Board. All exhibitors shall abide by the Iowa Youth Code of Ethics in regard to illegal activities. No smoking is allowed in any building on the Fairgrounds.
 - An exhibitor who violates rules or takes exhibits before release time (**4pm for Static Exhibits and 5pm livestock on Sunday**) will forfeit premiums and may face other consequences as determined by the situation. Release time will be revised for animals going to harvest/packer.
 - Non-Exhibitor Dogs are not allowed on the fairgrounds (including Campgrounds) during fair. 4-H/FFA dogs, small pets and cats come only for judging or for dog agility, should be on a leash or in carriers, and are not allowed in the barns.
 - Rules and schedules in this fairbook are subject to change.
2. **Eligibility of Exhibitors** -
 - **4-H Eligibility**
 - Youth who are a member in good standing of a Boone County 4-H Club and enrolled in 4-H by May 1st.
 - 4-H members may exhibit through the summer following their high school graduation.
 - 4-H members may enroll in projects at any time unless earlier deadlines apply (i.e. May 15 for animal projects).
 - Rules and Regulations made by Boone County 4-H will govern the eligibility of 4-H exhibits and exhibitors.
 - **FFA Eligibility**
 - Youth who are a member in good standing with one of the following FFA Chapters; Boone, Gilbert, Woodward-Granger, Ballard, Southeast Valley, South Hamilton, Roland-Story, Ames and Ogden.
 - Each chapter advisor must sign and agree to the terms of the Partnership Agreement to allow their students to exhibit at the Boone County Fair.
 - FFA members may exhibit throughout their FFA membership, which could extend until the fourth summer after their high school graduation.
 - **Exhibit Eligibility**
 - Members must also follow project specific rules and deadlines according to the Boone County Fair Book.
 - To be eligible to be the Boone County Fair Central Iowa Showdown representative that specific animal shall not be exhibited at any other county fair for consideration of the Central Iowa Showdown.
3. **Failure to follow the rules** set forth in the fairbook will result in consequences set by the Boone County Fairboard in cooperation with Boone County ISU Extension and Outreach (if it involves a 4-H member or Clover Kid) and FFA Advisors (if it involves an FFA Member). Consequences for failing to follow the rules could include withholding premium money, fines, banning exhibition at future fairs, or other.
4. **Entries**—The responsibility for making proper entry rests upon the exhibitor. Online entry using Fair Entry is available at www.extension.iastate.edu/boone/county-fair All entries must be submitted online by July 1 through the FairEntry to avoid paying a late fee. Entries after July 1st must be made in the Extension Office during office hours and will be charged a late fee of \$5 per business day after the July 1st deadline. This is important in order to make pen, stall, and class assignments and award premium money. **Late horse entries will NOT be accepted.** Entries after July 1st are not guaranteed an Official Exhibitor Shirt.
4. **Iowa Youth Code of Ethics** - The Iowa Youth Code of Ethics is printed on the next page. At the time of 4-H Enrollment, the Iowa 4-H Youth Code of Ethics was signed which confirms that you have read, understand, and agree to follow this code of ethics and any rules of competition of the fair as printed in this fair book. FFA Good Conduct Policy and Code of Showing Ethics must be signed by FFA members and turned in by July 1 to FFA Advisors.
5. **Protests/Concerns** – All judge's, superintendents, and committee members shall be treated with courtesy, cooperation and respect. Any complaints stating that a judge was incompetent will not be considered.
 - Protests/concerns regarding fair shows/events/rules should first be brought to the attention of an Extension staff member (for 4-H Exhibits), FFA Advisor (for FFA exhibits) or superintendent for that division within 24 hours of the event.
 - *For disputes related to a 4-H exhibit or member:* If not resolved, the concerns should be presented in writing to an EXTENSION staff member within one week of the event. Include in writing details of the concern (who, what, when, where, how, why.) An EXTENSION staff member, a 4-H Policy & Resolution Taskforce member, FAIR BOARD Livestock Committee member, and a superintendent will review the concern and make a decision based upon the guidelines in the fairbook and Iowa 4-H youth policies.
 - *For disputes related to an FFA exhibit or member:* If not resolved, the concerns should be presented in writing to the FFA Advisor within one week of the event. Include in writing details of the concern (who, what, when, where, how, why). The FFA Advisor, superintendent, and FAIR BOARD Livestock Committee member will review the concern and make a decision based upon the guidelines in the fairbook and Iowa FFA policies.
 - An appeal in writing of this decision may be submitted to an Extension staff member or FFA Advisor who will convene a committee of representatives of event superintendent, fair board president, fair board manager, Extension 4-H representative, and FFA representative.
6. **Disruptive Spectator** - Exhibitors, family members, or spectators who unreasonably question in public the decision of a judge, superintendent and/or committee, Fair Board, or Extension staff member and causes a disruption of any 4-H/FFA show will be asked to leave the judging area for the duration of the show. If a person refuses to cooperate, he/she will be escorted from the Fairgrounds and not allowed to return for the remainder of the county fair. If the violator still does not cooperate or returns, police will be called. If an exhibitor is the violator, his/her exhibits will be released, and any fees and premium money will be forfeited.
7. **Judging** - Judges' decisions will be final, and awards will be made on their decisions. In any class, if the opinion of the judge is that no exhibit is worthy of a trophy, first place, purple or blue ribbon, the judge can give the awards as he/she sees fit. Red or white ribbon exhibits cannot be considered for state fair (static exhibits).
8. **Total Premiums** - The Boone County Fair Board awards premium money to 4-H & FFA youth members for exhibits at the County Fair, including participation in Fashion Day and the Communications Division.
 - Premium money will be withheld from exhibitors removing exhibits before **4:00 pm for static exhibits and 5 pm for livestock on Sunday.**

IOWA YOUTH CODE OF ETHICS

Youth are expected to be sincere, honest and act in sportsmanlike ways at all times. Youth represent the entire program and their behavior reflects on their parents, leaders, club and the entire youth program. All adults involved with the youth program, leaders as well as parents, are expected to set positive examples and serve as positive role models by what they say and do. Any youth who breaks the Code of Ethics or allows another person (adult or peer) to talk them into violating the Code of Ethics agrees to forfeit all prizes, awards and premiums. The youth may also be prohibited from exhibiting at this and future exhibitions including the Iowa State Fair and other county, state or regional exhibitions.

Youth agree to follow these guidelines:

1. I will do my own work, appropriate for my age and physical and mental development. This includes research and writing of exhibit explanations, preparing exhibits (such as sewing, cooking, refinishing, etc), care and grooming of animals, etc. Adult assistance should help guide and support me, not do it for me.
2. All exhibits will be a true representation of my work. Any attempt to take credit for other's work, alter the conformation of animals, or alter their performance is prohibited. Copyright violation or allowing others to complete your exhibit is considered misrepresentation and is prohibited.
3. I will treat all people and animals with respect. I will provide appropriate care for animals.
4. I will present exhibits that are safe for consumption. All food exhibits will be safe to exhibit and for judges to evaluate. Other exhibits will be safe for judges to evaluate and for exhibition.
5. All food animals that may be harvested immediately following the show shall be safe for consumers, and shall have met all withdrawal times for all medications, and be free of violative drug residue.
6. If any animal requires medical treatment while at the fair or exhibition, only the Official Fair Veterinarian may administer the treatment. All medications that are administered shall be done according to the label instructions of the medication used.
7. My animal's appearance or performance shall not be altered by any means, including medications, external applications and surgical procedures. Any animal that is found to have changed its appearance or its performance shall be disqualified from the show, and have penalties assessed against the exhibitor, parent and/or guardian by the management of the fair or exhibition.
8. I will follow all ownership and possession rules and, if requested, will provide the necessary documentation.
9. I will follow all livestock health requirements for this fair or exhibition, according to the state health requirements as printed in the Premium Book of the fair or exhibition. I will provide animal health certificates from a licensed veterinarian upon request from the management of the fair or exhibition.
10. By my entering an animal in this fair or exhibition, I am giving consent to the management of the fair or exhibition to obtain any specimens of urine, saliva, blood, or other substances from the animal to be used in testing. If the laboratory report on the analysis of any sample indicates a presence of forbidden drugs, this shall be evidence such substance has been administered to the animal either internally or externally. It is presumed that the sample tested by the laboratory to which it is sent is the one taken from the animal in question, its integrity is preserved and all procedures of said collection and preservation, transfer to the laboratory and analysis of the sample are correct and accurate and the report received from the laboratory pertains to the sample taken from the animal in question and correctly reflects the condition of the animal at the time the sample was taken, with the burden on the exhibitor, parent and/or guardian to prove otherwise.
11. I am responsible for my exhibit and I will not allow others to violate this Code on my behalf. By my entering an exhibit in this fair or exhibition I will accept any disciplinary action taken by the management of this fair or exhibition for any violation of this Code of Ethics and any other rules of competition of the fair or exhibition without recourse against the fair or exhibition.
12. I want my exhibit to be an example of how to accept what life has to offer, both good and not so good, and how to live with and learn from the outcome.
13. I will not be involved in any illegal activities while participating in 4-H and FFA events, including but not limited to alcohol, tobacco or drug use. I agree to conduct myself in an honest, ethical, and upstanding manner and I understand that disciplinary actions will result if these rules are violated. I understand that I am expected to represent the program in a positive manner. I have read, understand and agree to follow this Code of Ethics, and any other rules of competition of the fair or exhibition as printed in its Premium Book.

At the time of 4-H Enrollment, all families were asked to electronically sign the Iowa 4-H Youth Code of Ethics through 4honline which confirms that you have read, understand, and agree to follow this code of ethics and any rules of competition of the fair as printed in this fair book.



IOWA STATE UNIVERSITY
Extension and Outreach



FFA GOOD CONDUCT POLICY AND CODE OF SHOW RING ETHICS

GOOD CONDUCT POLICY

All FFA exhibitors are expected to conduct themselves in a cooperative and courteous manner while participating in FFA events at the County Fair.

FFA members who wish to have the privilege of participating in FFA activities at the County Fair must conduct themselves in accordance with the Good Conduct Policy. Use or possession of alcoholic beverages, tobacco or illegal drugs by any FFA member, regardless of age, on the County Fairgrounds (barns, exhibiting facilities, dormitories, campgrounds, etc.) will result in the following:

- A. If the violation occurs before or during exhibiting, the member is ineligible to participate in FFA activities at the County Fair and must remove his/her exhibit(s) from the Fairgrounds.
- B. If the violation occurs after exhibiting, the member forfeits his/her premium money, prize money, trophies/banners and/or sale of champions money, and must remove his/her exhibit(s) from the Fairgrounds.
- C. The violation will be reported to the exhibitor's school for further action under the school district's good conduct policy.
- D. A meeting of the member, parent and advisor with FFA and County Fair officials will be held to determine future member eligibility.

CODE OF SHOW RING ETHICS

FFA members participating in the FFA division of the County Fair will be obligated to understand and abide by the Code of Ethics described as follows: Youth are expected to be sincere, honest and act in sportsmanlike ways at all times. Youth represent the entire program and their behavior reflects on their parents, leaders, school and the entire youth program. All adults involved with the youth program, leaders as well as parents, are expected to set positive examples and serve as positive role models by what they say and do. Any youth who breaks the Code of Ethics or allows another person (adult or peer) to talk them into violating the Code of Ethics agrees to forfeit all prizes, awards and premiums. The youth may also be prohibited from exhibiting at this and future exhibitions including the County Fair and other county, state or regional exhibitions.

Youth agree to follow these guidelines:

- A. I will do my own work, appropriate for my age and physical and mental development. This includes research and writing of exhibit explanations, preparing exhibits (building, refinishing, etc.) care and grooming of animals, etc. Adult assistance should help guide and support me, not do it for me.
- B. All exhibits will be true representations of my work. Any attempt to take credit for other's work, alter the conformation of animals, or alter their performance is prohibited. Copyright violation or allowing others to complete my exhibit is considered misrepresentation and is prohibited.
- C. I will treat all people and animals with respect. I will provide appropriate care for animals.
- D. I will present exhibits that are safe for consumption. All exhibits will be safe for judges to evaluate and for exhibition.
- E. All food animals that may be harvested immediately following the show shall be safe for consumers, and shall have met all withdrawal times for all medications, and be free of volatile drug residue.
- F. If any animal requires medical treatment while at the Fair, only an official County Fair Veterinarian may administer the treatment. All medications that are administered shall be done according to the label instructions of the medication used.
- G. My animal's appearance or performance shall not be altered by any means, including medications, external applications and surgical procedures. Any animal that is found to have changed its appearance or its performance shall be disqualified from the show, and have penalties assessed against me, my parent(s) and/or guardian by the Management of the County Fair.
- H. I will follow all ownership and possession rules and, if requested, will provide the necessary documentation.
- I. I will follow all livestock health requirements for the County Fair, according to the state health requirements as printed in the Premium Book. I will provide animal health certificates from a licensed veterinarian upon request from the Management of the County Fair.
- J. By my entering an animal in this Fair, I am giving consent to the Management of the County Fair to obtain any specimens of urine, saliva, blood or other substances from the animal to be used in testing. If the laboratory report on the analysis of any sample indicates a presence of forbidden drugs, this shall be evidence such substance has been administered to the animal(s) either internally or externally. It is presumed that the sample tested by the laboratory to which it is sent is the one taken from the animal in question, its integrity is preserved and all procedures of said collection and preservation, transfer to the laboratory and analysis of the sample are correct and accurate and the report received from the laboratory pertains to the sample taken from the animal in question and correctly reflects the condition of the animal at the time the sample was taken, with the burden on me, my parent(s) and/or guardian to prove otherwise.
- K. I am responsible for my exhibit and I will not allow others to violate this Code on my behalf. By my entering an exhibit in this Fair I will accept any disciplinary action taken by the Management of the County Fair for any violation of this Code of Ethics and any other rules of competition of the Fair without recourse against the County Fair.
- L. I want my exhibit to be an example of how to accept what life has to offer, both good and not so good, and how to live with and learn from the outcome.
- M. I will not be involved in any illegal activities while participating in FFA events, including but not limited to alcohol, tobacco or drug use.

I agree to conduct myself in an honest, ethical and upstanding manner; and I understand that disciplinary actions will result if these rules are violated. I understand that I am expected to represent the program in a positive manner. I have read, understand and agree to follow this Code of Ethics and any other rules of competition of the County Fair as printed in its Premium Book and other exhibitor material.

Chapter (P.O) _____

I certify that these entries are from my SAE Program and I maintain records on them. While participating in FFA events at the County Fair, I will conduct myself in a cooperative and courteous manner. I have reviewed the Good Conduct Policy and the Code of Show Ring Ethics and agree to abide by them. I am responsible to maintain insurance to cover any loss to person or property that may occur as a result of this competition.

Exhibitor's Printed Name

Exhibitor's Signature

Date

**Please turn in the FFA GOOD CONDUCT POLICY AND CODE OF SHOW RING ETHICS
to your FFA Advisor by July 1st.**



2025 HEALTH REQUIREMENTS FOR EXHIBITION OF LIVESTOCK, POULTRY AND BIRDS AT A COUNTY 4H/FFA FAIR EXHIBITION

ANY EVIDENCE OF WARTS, RINGWORM, FOOT ROT, PINK EYE, DRAINING ABSCESSSES OR ANY OTHER CONTAGIOUS OR INFECTIOUS CONDITION WILL ELIMINATE THE ANIMAL FROM THE SHOW.

No individual Certificate of Veterinary Inspection will be required on Iowa origin animals or poultry exhibited at County 4-H/FFA Fair, but the animals must be inspected when unloaded or shortly thereafter by an accredited veterinarian. Swine are required to be inspected either before being unloaded or before leaving a designated isolation and inspection area (prior to mixing with any other pigs). All animals moving from out of state into an Iowa county 4H/FFA Fair must meet Iowa Animal and Livestock Importation requirements. Each show must have an official veterinarian.

Quarantined animals or animals from quarantined herds cannot be exhibited.

Official identification listed on a Certificate of Veterinary Inspection required for all cattle and bison of any age **coming in from out of state** used for rodeos, recreational events, shows and exhibitions.

SWINE

All swine must originate from a herd or area not under quarantine and must be individually identified. All swine are required to have individual official identification. All 4-H and FFA tags bearing the US shield are official identification tags.

Swine originating outside of Iowa. All exhibitors must present a test record and Certificate of Veterinary Inspection that indicate that each swine has had a negative test for pseudorabies within 30 days prior to the show (individual show regulations may have more restrictive time restrictions), regardless of the status of the herd, and show individual official identification on test report. Electronic identification will not be considered official identification for exhibition purposes.

Swine exhibition requirements. "Swine exhibition" means an exhibit, demonstration, show, or competition involving an event on the state fairgrounds, a county fair, or other exhibition event. The sponsor of the exhibition must retain an Iowa licensed veterinarian to supervise the health of the swine at the exhibition location. The sponsor must electronically file the approved registration form and obtain approval from the state veterinarian at least 30 days before the event. The registration form includes the name of the exhibition and the address and telephone number of its location; the name, address and telephone number of the veterinarian; and the date of the planned exhibition. Sales of swine will not be allowed unless the event has been registered and received approval from the state veterinarian 30 days prior to the event.

Swine exhibition report required. The sponsor of the swine exhibition shall electronically submit to the department the approved report form within five business days after the conclusion of the exhibition. The form includes the name of the exhibition and the address and telephone number of its location; the name, address and telephone number of the veterinarian; the date that the exhibition occurred; the name, address and telephone number of the owner of the swine; and the address and telephone number of the premises from which the swine was moved after the exhibition if such premises is a different premises.

SHEEP AND GOATS

All sexually intact sheep must have an individual Scrapie Flock of Origin identification tag (Ex. IA1234-5678) or another official Scrapie tag. All sexually intact goats must be identified with an individual Scrapie Flock of Origin identification tag (Ex. IA1234-5678), another official Scrapie tag, or by an official tattoo registered with USDA (to register, call 1-866-USDA-TAG; 1-866-873-2824). Wethers less than 18 months of age are required to have an individual identification and a Scrapie tag may be used, but a Scrapie tag is not required.

POULTRY AND BIRDS

All poultry exhibited must come from U.S. Pullorum-Typhoid clean or equivalent flocks, or have had a negative Pullorum-Typhoid test within 90 days of public exhibition and the test must have been performed by an authorized tester. (SEE GENERAL SECTION 1 .B) Please note: Poultry purchased from a hatchery and raised for exhibition are not exempt from Pullorum-Typhoid testing requirements.

However, "Market Classes" of poultry consigned to a slaughter establishment are exempt from the Salmonella testing requirements. "Market Classes" of poultry must be separated from all other poultry by a distance of ten or more feet and/or an eight-foot-high solid partition.

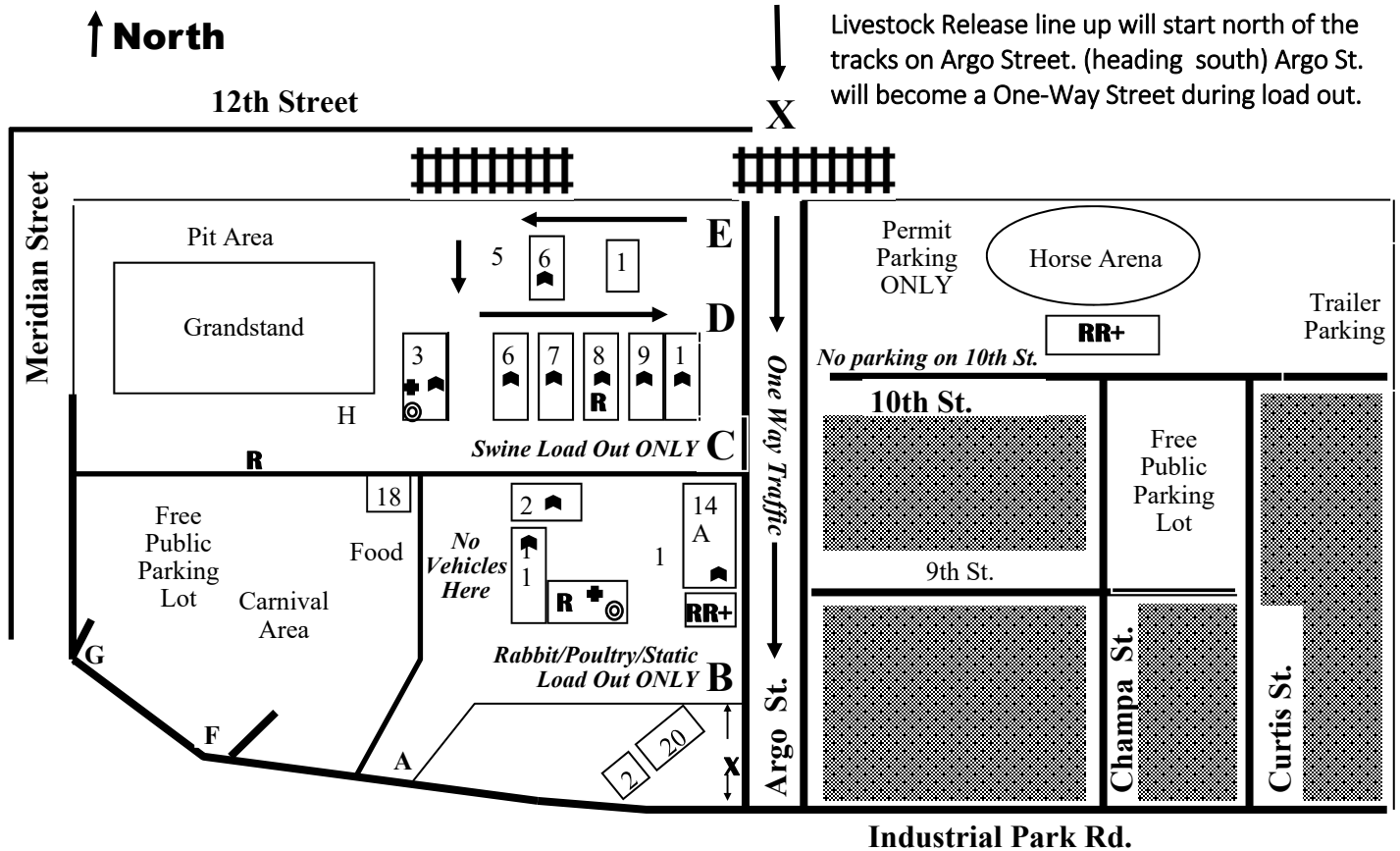
DOGS AND CATS

All dogs and cats exhibited must have a current rabies vaccination certificate.

THE DECISION OF THE OFFICIAL SHOW VETERINARIAN WILL BE FINAL.

Jeff Kaisand, D.V.M., State Veterinarian
Iowa Department of Agriculture and Land Stewardship

Livestock Release Plan



The Livestock Release plan is in place for the safety of our exhibitors and our families. The Fair Board will have paid staff and volunteers to assist with this process. Please be courteous to those who are helping with livestock release.

- Livestock Release will begin at 5:00pm on Sunday with a limited number of trailers allowed in gated area at a time.
- The livestock release line up will start north of the tracks on Argo Street (heading south)
- All species need to be lined up in this line for release
- You **MUST** be in this line in order to pull into the fairgrounds to load out livestock.


- **Horses/Beef/Heard Building/Dairy/Sheep/Goats** - 4 trucks/trailers will be allowed at a time to enter the fairgrounds through Gate E to load and exit through Gate D and must then proceed south on Argo Street.
- **Swine** - 2 trucks/trailers will be allowed at a time to enter the fairgrounds through Gate C to load and exit through Gate C and must then proceed south on Argo Street.
- **Poultry and Rabbit** - 2 trucks/trailers will be allowed at a time to enter the fairgrounds through Gate B and load and exit through Gate B and must then proceed south on Argo Street.

IMPORTANT NOTES:

- **NO PARKING** will be allowed on Argo Street or 10th Street between Argo and Champa Street during load out time.
- Argo Street will become a one-way street headed south during load out.
- As you load out, please be as quick as possible to as we anticipate a long line, and we want it to move as quickly as possible.
- Please be cautious as you drive through the fairgrounds, as people will be walking through the grounds with items to load.
- Exhibitors are still required to clean up their stall/area of the barn as in previous years. It is encouraged this is done after the livestock are loaded and have left the fenced in area of the fairgrounds.
- If your trailer is parked in trailer parking on the far east of the fairgrounds, to get into the livestock release line, please take Champa or Curtis Street south to Industrial Park Road, then head west to Meridian Street. Go north on Meridian Street and then east on 12th street until you reach Argo Street.
- No pens/cages to be torn down prior to 5pm.
- Animals can be walked to trailers parked off site after the release time (DO NOT PARK ON 10th or ARGO ST)

4-H & FFA

Master Showmanship Contest



Saturday 7:00 pm Show Ring

The purpose of this competition is to promote an understanding and recognition of all these different species' divisions as well as to encourage interaction and friendly competition among our animal showmen.

Species included are - Beef, Sheep, Meat Goat, Swine, Dairy Goat, Horse & Dairy Cow (if we have enough)

Qualifying - The winner from the highest division of showmanship from their species will qualify for the Master Showman Contest. (Elite division, and Senior division where elite is not available).

- If eligible qualifying exhibitor chooses not to participate the option would go to the reserve champion in that department. If exhibitors for a particular species chooses not to participate, that species would be eliminated from competition.
- If one exhibitor is eligible for more than one species, they must choose one species to represent, then that would open eligibility for runner up of species they declined to represent.
- If no exhibitor for a specific species is eligible then that species would be eliminated from contest.
- If an exhibitor has an automatic win in a showmanship class by virtue of no competition, but win in another showmanship species class they must represent the species in which they are the only exhibitor
- Qualifying exhibitors must pickup Master Showmanship Contest paperwork following their livestock show, and return no later than 1pm on Saturday

Show Preparation -

- With the help of superintendents, the appropriate number of animals per species will be selected for contest.
- The winning exhibitor's animal can be one that is used, but cannot be used by that exhibitor.
- Exhibitors are encouraged to learn the way to handle different species safety and how each animal is shown for showmanship.
- This would promote relationships amongst kids and barns.
- Learning experience and gain respect for different species as it is harder to show some animals then it looks.
- In addition to educating themselves, the audience will also learn what is important to know concerning showmanship of the different species.
- Animals will be shown unfit

Show Rules -

- Exhibitors must wear Jeans, closed toed shows/boots, Fair T-shirt & exhibitor number
- Exhibitors are expected to use appropriate show gear (show stick, halter, collar, no collar, etc.). We encourage barrowing from species exhibitors.
- All species will be shown in the show ring
- The animal owner and livestock committees can assist with getting animals to the show ring, but once in the ring it is the responsibility of the exhibitor to show. NO COACHING is allowed at any time during the contest. Any contestant being coached will receive a zero score for the species being shown at the time of the coaching incident
- Each class will last a maximum of 10 minutes
- One judge will evaluate all species classes
- Exhibitor would be evaluated on their ability to show each species correctly, general show etiquette & attitude in the show ring.
- The scores for each species will be totaled for each contestant, and a champion will be selected.
- The champion will receive a belt buckle & a \$500 cash prize
- Once exhibitor has won the master/ultimate Showmanship, they are ineligible to compete for it again.

4-H & FFA Livestock and Small Animal Exhibits

GENERAL RULES

1. Eligibility of Exhibits & Entry Process

- **Identification Deadlines:** Only animals properly identified by the exhibitor in 4Honline or via the online FFA nomination process, and submitted online on or before **May 15** may be entered as a 4-H/FFA exhibit at the Boone County Fair (excluding poultry, cats, and small pets). FFA members should consult with their advisors for the online nomination process.
- Identification Deadline for market beef is **February 1**.
- Identification Deadline for rabbits is **July 1**.
- Poultry, cats, and small pets must be *in possession* by **May 15** and complete the Entry in the online Fair Entry.
- All 4-H livestock must meet the ownership, possession, and identification requirements outlined on the Livestock ID's, in the 4-H 202 and the county fair book.
- All FFA livestock must meet the ownership, possession, and identification requirements outlined in the FFA 202 Animal Identification, weighing & Exhibiting Requirements for County, State and Interstate Shows and the county fair book.
- All livestock must be owned by the exhibitor, owned in partnership with a family member or legal guardian, or have a lease agreement on file by May 15.
- When exhibitors are members of 4-H and FFA, they shall not identify, manage, keep records or exhibit the same animal(s) in both organizations. Animals must be designated as either 4-H or FFA and must be distinctly different animals. Youth however may identify separate animals in the same division. For example, a youth may ID market lambs A, B and C in 4-H, and market lambs D, E and F in FFA, or horses A and B in 4-H and horses C and D in FFA.
- **Entry Process:** The responsibility for making proper entry rests upon the exhibitor. Online entry using Fair Entry is available at www.extension.iastate.edu/boone/county-fair. All entries must be submitted online by July 1 through Fair Entry to avoid paying a late fee. Entries after July 1st must be made in the Extension Office during office hours and will be charged a late fee of \$5 per business day after the July 1st Deadline.
- **Late Entries (after July 1st) are not guaranteed an Exhibitor Shirt.**

2. Animal Care and Management

- Once livestock are on the fairgrounds, they must not leave the fenced in area of the fairgrounds until release on Sunday unless otherwise specified in the fair book, or special circumstances are permitted by the species superintendent. Horses are permitted to leave the fenced in area of the grounds to go to the horse arena.
- Animals are limited to being in the following areas (designated barn, tie outs) or designated exercise areas. Those areas are as follows:
 - Horse - Warm Up Arena
 - Cattle/Sheep/Goats/Swine - Grass area east of Beef Pen of Three Barn
- All livestock must be in their designated area (stall or tie-outs) by 10:30pm each night. No animals are to leave their designated areas/barns after 10:30 pm. Barns will be closed from 10:30 pm - 5:00 am unless special circumstances are permitted by the species superintendent.
- Horses must be led and not rode from the barn to the showing/warm up pen.
- For emergency purposes, recommend writing two phone numbers on the back of stall cards.
- If any animal requires medical treatment of any kind while at the fair/exhibition, the fair veterinarian will be contacted. All medications, treatments, and procedures given to sick or injured animals while at the fair must be approved and administered by the fair veterinarian. The fair veterinarian must be made aware of all previously prescribed medications that are to be administered during the fair to a specific animal during that species specified check-in time. All disclosed medication at check-in will be administered according to the prescription either by the veterinarian, by the exhibitor or by exhibitor's family members. Any exhibitor not revealing previously

prescribed medication/s and using such medications without permission will be disqualified and forfeit premiums.

- 4-H/FFA members exhibiting market beef, pen of three, market sheep and market meat goats shall complete the "Iowa 4-H Animal Care and Management Disclosure Statement" form for their specific species and turn it in at their species fair weigh-in.
- If proper care of the animal(s) is not maintained, the superintendent (with committee decision) has the right to dismiss the animal. Premium money will be forfeited and participation in future fairs will be questioned.
- Any animal that becomes wild or uncontrollable during the fair may be declared ineligible by the superintendent (with committee decision) and sent home.

3. Arrival

- Stall assignments will be posted the Sunday before fair starts.
- Exhibits for show will check in according to the individual department rules and fair schedule.
- Unloading of supplies is allowed on the south side of the barns until 2 pm, Wednesday. After that no vehicles are allowed on the south side of the barns for safety reasons.
- Livestock trailers must be parked in the designated area east of the campgrounds.

4. Release

- **See page 10 for a release diagram and more information on release times and procedures.**

5. Bedding

- 4-H/FFA members must move bedding to manure pile post fair.
- 4-H/FFA members need to provide wood-type-bedding products only in bag, bale or bulk. Bulk wagons/ trailers must be kept east of the campgrounds in the livestock trailer parking area throughout the fair.
- Manure piles are for manure and bedding only. Other trash must be placed in dumpsters.
- Rabbit and poultry exhibitors will pay a non-refundable bedding fee and bedding will be provided.

6. Attire While Showing

- All livestock exhibitors will be provided an Official Exhibitor Shirt that is the required attire while showing. Exhibitors should wear the Official Exhibitor Shirt with their exhibitor number pinned to the back with clean long pants or jeans when showing their animal unless otherwise specified in division rules (see horse, dairy and rabbit).
- Late Entries (after July 1st) are not guaranteed an Official Exhibitor Shirt.
- Shorts are acceptable for cat, rabbit, poultry and small pet exhibitors. Dress shorts are acceptable for dog exhibitors.
- No hats or caps are allowed when showing.
- Hard soled shoes are recommended for showing.

7. Grooming/Fitting

- It is intended that both 4-H and FFA youth exhibitors take responsibility for caring for and grooming their own animals. If assistance is needed, it should be aimed at helping the youth learn new skills and be done by a family member, 4-H leader/FFA advisor, and/or another Iowa 4-H/FFA exhibitor (no professional groomers or trainers). Family member is defined as a parent (mom, dad, step parent or legal guardian), brother, sister, step sibling, or grandparent.
- Any animal fitted in an unethical manner will be disqualified. The following rule corresponds with the Iowa State Fair regulations:
- Unethical fitting shall include any cutting or tearing of the hide, cutting or tearing underneath the hide or removal of tissue in any attempt to alter the shape or appearance. It shall also include attempts to disrupt or change normal dental development; dyeing or coloring hair; adding artificial tail heads, switches, polls, hair and heels; as well as any attempt to change the conformation and degree of firmness by administration of fluids internally or externally in a liquid or solid state. Transparent grooming materials only may be used. No unnatural means of providing an animal feed, water, or other fluids (i.e. stomach pump, drenching, IV) will be allowed.

8. Substitute Showmen

- Use of substitute showmen is not allowed except in extreme cases of injury, illness, safety in the show ring, or other approved reasons. Approval for substitute showmen (or help with grooming) must be secured from the Superintendent prior to the show. (*Exhibitors having more than one animal in a class need not secure approval for assistance from another Boone County 4-H or FFA exhibitor.*)

9. Showmanship

- All exhibitors are encouraged to participate in showmanship in their species. Showmanship will be based on knowledge of exhibitor about his/her project and on their ability to show their animal before the judge. Each exhibitor will show his/her own animal. Exhibitors should exhibit an animal in a class to enter showmanship. See divisions for more information.
- Elite showmanship classes will include current year class winners, past senior showmanship winners and past elite winners who are still in 4-H/FFA and exhibit at the Boone County Fair.

10. Central Iowa Show Down—CISD

- Exhibitors participating in the CISD (which could include Champion Market Lamb, Champion Commercial Ewe Lamb (not yearling), Champion Market Beef, Champion Breeding Heifer (not cow/calf), Champion Market Swine, Champion Commercial Gilt, Champion Breeding Doe (not senior doe) and Champion Market Goat) will be released for the CISD after 7:00 pm on the Saturday evening of fair, if applicable. Exhibitors are encouraged to take only the animal that qualified for the CISD. All extenuating circumstance or arrangements must be approved by the respective department superintendent and the fair board.

11. Safety

- All fans must have safety guards, safe cords and safe wiring.
- No fans in the alleys.

12. YQCA Certification

- All 4-H meat, milk and egg layer animal exhibitors must be Youth for the Quality Care of Animals certified by July 1.

13. Age Classifications

- **Seniors:** just completed 9th – 12th grades
- **Intermediates:** just completed 7th – 8th grades
- **Juniors:** just completed 4th – 6th grades

14. Parking:

Please take note of the following parking changes. It is the fair board's goal to provide safe parking for all fairgoers. ***Those who do not follow the parking rules will be asked to move and/or will be towed at the owner's expense.***

- **Parking North of the Barns (inside the fenced in area of the grounds) is ONLY allowed for the following purposes:**
 - ⇒ **Wednesday—Open Swine Show**
 - ⇒ **Friday—Beef Show**
 - ◆ **FITTING TRAILERS:** (*The Beef committee must provide a list to the fair board on WEDNESDAY EVENING of who will be parking trailers to fit out of.*) Fitting Trailers **MUST arrive THURSDAY EVENING from 9-10pm. Only one fitting trailer/vehicle per exhibitor. Trailers must leave following the show.**
 - ◆ **SHOW AND GO ANIMALS:** *Beef & Dairy committees must provide a list to the fair board on Wednesday night of who will be bringing in animals on their specified day. Cow/Calf Pairs/Produce of Dam & Lactating Cows/Goats 6-7am Friday. Animals must be dropped off and trailers taken to the east parking lot (unless fitting from trailer, see more information about that in the beef section).*
 - ⇒ **Sunday - in County Open Beef Show Exhibitors**
- **VIP Parking** – There are six VIP Parking spaces along the east gate right next to gate C. These are reserved for individuals who purchased these parking spaces during the Fair Fundraiser Event. They will receive a special hang-tag to park in these spaces. No others will be allowed to park there.
- **West Lawn Parking lot** – The parking lot west of the carnival is now open to anyone for parking at no charge. No trailer Parking!
- **"City Block" Parking lot** – This parking lot located south east of the campgrounds bathroom and shower house is open to anyone for parking at no charge. No trailer Parking!
- **Road Side Parking** – For your safety and the safety of our fairgoers, we strongly discourage you from parking on the side of the street. (This includes, but is not limited to, Industrial Park Rd. and Argo Street.)

- **Campgrounds Parking** – Campers are allowed one vehicle to be parked at their campsite.
- **West of Horse Arena Parking Lot – NO PARKING IN THIS LOT OVERNIGHT, OR YOU WILL BE TOWED AT YOUR EXPENSE.** Trailer parking allowed in this lot **only** the following days/times:
 - ⇒ Wednesday afternoon/evening Open Swine Show
 - ⇒ Thursday during the horse shows.
 - ⇒ Halter only Horses arrive 7-7:30am. These animals can be fitted/shown out of their trailers at this time. Animals and trailers must leave the west lot following the Thursday horse show.
- **Trailer Parking** – All trailers are to be parked in the far east section of the campground.

MARKET ANIMAL EXHIBITOR FUND

The Market Animal Exhibitor Fund will be online. Entry must be made in FairEntry by July 1st to be eligible.

1. 4-H/FFA exhibitors who exhibit market beef, beef pen of three, market lambs, market swine, meat goats, market rabbit and market poultry may, at the exhibitor's option, participate in the exhibitor fund. Superintendents of each division will confirm exhibitor fund eligibility with each exhibitor wishing to participate.
2. Participation in the Market Animal Exhibitor Fund is for bonus premium only, no animals will be sold. Each exhibitor will be allowed to enter only one project per species division into the exhibitor fund for a bonus.
4. Exhibitors are responsible for making an entry in FairEntry by July 1st into each eligible livestock division in the Market Animal Exhibitor Fund. When making entries, choose Market Animal Exhibitor Fund as the division and the species as the class. Entry includes a photo in FairEntry by July 1st.
6. The Boone County Fair Supporters' program will raise funds to sponsor bonus premiums.
7. Checks will be issued within 60 days of exhibitor fund completion. Please call the Fairboard office if you disagree with your check amount. **Checks must be cashed within 60 days of the issue date or the check will be cancelled. Exhibitor requesting premium checks to be re-issued (for lost or stolen checks) will have service fees automatically deducted.**

HERDSMANSHIP

The Herdsmanship division is designed to help young people practice good civic engagement principles with the animals and public. This results in humane treatment of animals, care of their welfare, and the development of an ethic of responsible (non-abusive) interaction between youth and animals. Herdsmanship has an additional benefit of providing neat and attractive exhibits for public viewing.

1. If proper care of the animal(s) is not maintained, the superintendent (with committee decision) has the right to dismiss the animal. Premium money will be forfeited and participation in future fairs will be questioned (*example: not enough water on hot days*).
2. Club and chapter livestock exhibits will be scored daily. Divisions include Beef; Pen of 3; Dairy; Swine; Sheep; Horse; Goats; Rabbit; Poultry; and Exotic Animals. They will be graded as follows:

A. Cleanliness of Alleys = 40%

- ⇒ Alleys kept clean. No brooms should be used on dirt alleys – use a rake or pitchfork. 10 points will be deducted from daily total if parents and/or leaders are performing Herdsmanship duties. Parents and/or leaders may assist members with duties they consider unsafe, however members must be attempting to help.

B. Cleanliness of Stalls and Pens = 20%

- ⇒ Bedding – adequate, clean, dry and in place.
- ⇒ Animals securely tied or penned.
- ⇒ Feed boxes and water containers clean and neatly arranged; may be in pens, if secured.
- ⇒ Manure hauled out, sorted by trash and manure, and deposited in proper place.

C. Appearance of Animals = 15%

- ⇒ Animals as clean as facilities will permit.
- ⇒ Animals clean with grooming apparent.

D. Arrangement of Equipment & Tack = 15%

- ⇒ Boxes and other miscellaneous equipment arranged attractively and out of the way.
- ⇒ Hay and bedding is neat and orderly. Broken bales need to be retied.

E. Club Identification = 10%

- ⇒ The name and location of each club is well marked and easily identified. Points are not gained for elaborate club decorations.
 - ⇒ Stall cards are readable, clean, complete, and neatly arranged.
3. Scores will be posted daily on the boards inside the livestock buildings.
 4. Specific Herdsmanship rules for each species are in the appropriate species area of the fair book.
 5. Exhibits will be spot-checked daily starting after species weigh-in/check-in but will not be judged during their show time. Times of judging are from 9:30 am to 8:00 pm. During release time, each exhibitor is responsible for cleaning the area where their livestock are stalled. The bedding in the Beef Barn needs to be pulled two feet away from the wall toward the middle before exhibitors leave. Premium money may be withheld if stalls are not cleaned.
6. **Awards**
- At the end of each day, top clubs will be chosen and posted in the barns. On the morning following the posting of the winners, a traveling plaque will be given to the top clubs to display for the day. If the same club is chosen as the Top Club more than one day during County Fair, the plaque will stay with that club. Clubs can receive the plaque multiple days.
 - A club must score a minimum average of 70% to win a Herdsmanship award.

BEEF

Department 200

1. All exhibitors are to read and follow all of the Livestock General Rules, Iowa Youth Code of Ethics, Health Requirements for Fair Exhibition, and Herdsmanship Guidelines in the front of the Fair Book. **All 4-H beef exhibitors must be Youth for the Quality Care of Animals certified by July 1.**
2. **Fair Bedding:** Exhibitors should plan on providing their own bedding for the tie out areas.
3. **Entry Process:** The responsibility for making proper entry rests upon the exhibitor. Online entry using Fair Entry is available at www.extension.iastate.edu/boone/county-fair. All entries must be submitted online by July 1 through FairEntry to avoid paying a late fee. Entries after July 1st must be made in the Extension Office during office hours and will be charged a late fee of \$5 per business day after the July 1st Deadline.
4. **Fair Check-In:** Check-in at fair is required. Specific check-in dates and times can be found within the divisions.
5. **Grooming/Fitting:** Only transparent grooming materials may be used. No cable halters or spikes will be allowed in the show ring. **If you wish to bring a trailer to fit out of you MUST tell the Beef Committee on WEDNESDAY evening. Trailers MUST arrive Thursday from 9-10pm. Only one fitting/trailer/vehicle/exhibitor. Trailers must leave following the show.**
6. **Herdsmanship: Rules pertaining only to beef:**
 - Neck ties are required on all animals
 - Tie outs are available for all beef exhibitors. Use of tie outs is strongly encouraged.
 - See *General Herdsmanship Guidelines* for other duties.
7. **No chutes allowed in barns, If you wish to bring a trailer to fit out of you MUST tell the Beef Committee on WEDNESDAY evening. Trailers MUST arrive Thursday from 9-10pm. Only one fitting/trailer/vehicle/exhibitor. Trailers must leave following the show.**
8. **Release Time:** See page 10 for all animal release rules and information. 4-H and FFA youth exhibitors need to move bedding at tie outs one foot away from the tie out fence.

Breeding Heifers

Division 200

1. **Eligibility of Animals:** Entries are open to purebred or commercial females. Heifers must be born after September 1, 2023.
2. **Identification:** Breeding heifers must be identified by an individual tattoo AND either a registration number, calfhood vaccination number or official USDA 840 tag recorded by the exhibitor in 4honline or via the

online FFA nomination process, and submitted online on or before **May 15**. Registered animal's tattoo must match registration papers.

3. **Fair Check-In:** All breeding heifers and exhibitors will go through a check-in process from **6-7 pm on Wednesday**. During this time, animal tattoos will be checked against information on ID Forms or 4honline and crossbred heifers will be weighed.
4. **Fair Classes**
 - Classes will be determined by the Beef Committee after check-in at fair.
 - Commercial heifer classes will be split by weight.
 - All registered breeding animals will be shown by breed if 2 or more breeding heifers of that breed are checked in at the fair. All other registered animals will show in the "All Other Breeds (AOB)" class. Single entries in a class at the discretion of the beef committee.
5. Heifers shown in this division cannot participate in the Market Animal Exhibitor Fund at fair. None may show in market division.

Classes:

- 20001-20 Purebred Breeding Heifers
Champion Purebred Breeding Heifer—*Trophy for each breed class*
- 20021 Aberdeen Angus Breeding Heifers
Champion Aberdeen Angus Breeding Heifer—*Trophy*
- 20022 Breeding Heifers of Merit
Champion Breeding Heifer of Merit—*Trophy*
- 20023 Commercial Breeding Heifers
Champion Commercial Breeding Heifer—*Trophy*
Grand Champion Breeding Heifer—*Trophy*
Reserve Grand Champion Breeding Heifer—*Trophy*

Cow/Calf Pairs

Division 201

1. **Eligibility of Animals:** Entries are open to purebred or commercial females.
 - A Cow/Calf entry must have a nursing calf born between January 1 and July 1 of the current year to be exhibited in this division.
 - The calf of a Cow/Calf pair may also be shown in the Produce of Dam division.
 - The calf of a cow/calf pair may show at the following year's county fair as a Merit Heifer or Merit Steer. Merit animals must be exhibited by the same exhibitor as the previous year.
2. **Identification:** Cow/Calf animals should be tattooed or tagged with an official USDA 840 tag. This information should be recorded by the exhibitor in 4honline or via the online FFA nomination process, and submitted online on or before **May 15**.
3. **Fair Check-In:** All cow calf exhibitors need to check-in from 6-7 pm on Wednesday with a Beef Superintendent to verify they are showing on Friday. Cow calf pair animals are not required at check-in. Produce of Dam entries will still need vet checked upon arrival.
4. **Arrival and Release:** Cow-Calf pairs come for day of show only from 6-7pm. Cow-Calf pairs may stay the duration of the fair if there is room available.
5. Animals shown in this division cannot participate in the Market Animal Exhibitor Fund at fair.

Classes:

- 20102 Purebred Cow/Calf Pairs
20103 Commercial Cow/Calf Pairs
- Champion Cow/Calf**—*Trophy*
Reserve Champion Cow/Calf—*Trophy*

Produce of Dam

Division 202

1. **Eligibility of Animals:** Open to purebred and commercial animals born between January 1 and July 1 of the current year. Calves shown in this class are not eligible to show in other beef classes except when calf is combined with their dam in cow/calf class.
 - Produce of Dam calves can come back the following year as a Merit Market Steer or Merit Market Heifer if weighed and tagged at a beef weigh-in in December/January. Produce of Dam calves may also come back as Merit Breeding Heifers. Merit animals must be exhibited by the same exhibitor as the previous year.
2. **Identification:** All Produce of Dam calves must be identified by the exhibitor in 4honline or via the online FFA nomination process, and submitted online on or before **May 15**. Each animal must be identified by a **USDA 840 tag**, sex, and breed. A tattoo may also be included. 4-H/FFA member or family must show ownership of the cow.

3. **Fair Check-In:** All exhibitors with Produce of Dam entries need to check-in from 6-7 pm on Wednesday to verify they are showing on Friday. Animals are not required at check-in. Produce of Dam will still need vet checked upon arrival.
4. **Animal Arrival and Release:** Calves that come in Friday between 6-7pm morning are released immediately after the show. Do not bring cows.
5. **Judging:** Animals must be halter broke.
 - Animals will be judged as potential feeder steers or heifers. Committee will divide the classes by age if the numbers warrant.
 - The first and second place calves of each class will show for division championships.

Classes:

- 20211 Produce of Dam, Steer or Bull Calves
Champion Produce of Dam, Steer of Bull Calf – Trophy
- 20212 Produce of Dam, Heifer Calves
Champion Produce of Dam, Heifer Calf – Trophy

Bucket/Bottle Calf Division 203

1. **Eligibility of Exhibitor**
 - The bucket/bottle calf project is open to any 4-H/FFA member enrolled in the project by May 15.
 - Participation by younger members is encouraged. It is hoped that after gaining experience a member will feel comfortable raising a beef or dairy calf for an extended period of time.
2. **Eligibility of Animals**
 - Any newborn or orphan calf, steer or heifer, dairy or beef that is calved between March 1 and May 15 may be identified as a bucket/bottle calf.
 - An exhibitor may identify more than one animal but may only exhibit one calf at the county fair. Animals shown in this class cannot be shown in any other class in the beef or dairy shows.
 - Animals must be halter broke and trained to lead.
 - Exhibitors may keep their bucket/bottle calf to show as a dairy heifer, merit breeding heifer or merit market steer/heifer the following year. Merit animals must be exhibited by the same exhibitor as the previous year.
3. **Identification:** Animal must be identified by the exhibitor in 4honline or via the online FFA nomination process, and submitted online on or before **May 15.** Each animal must be identified by a 4-H or FFA ear tag, sex, and breed.
4. **Fair Check-In:** Check-In at fair by handing in the completed records (including a photo of 4-H/FFA youth exhibitor with calf) to the Livestock Office on the fairgrounds on Thursday morning of fair at 8:30 am. Records will be returned after the fair. Animals are not weighed and are only brought to fair on the day of the show.
5. **Record Evaluation and Interviews:** Written record evaluation and interviews will take place on Thursday of fair beginning at 9 am.
6. **Judging Criteria**
 - The bucket/bottle calf project will be evaluated on a three-part point system:
 - **Written Record:** complete and accurate = **40 points**
 - **Interview:** what member has learned about raising and caring for a calf including costs, feed, health, facilities and breed = **30 points**
 - **Show Ring:** score on cleanliness, general health, condition, showmanship, management of calf and the exhibitor's knowledge in these areas (*quality and conformation of the calf will not be considered*) = **30 points**
7. **Show Day**
 - Calves will be brought to the fair on **Friday from 6-7pm** for judging and taken home following the show. Exhibitors are not eligible for the Market Animal Exhibitor Fund.
 - Calf will show at halter.
 - Ribbons and premiums will be awarded.

Class:

- 20301 Bucket/Bottle Calves
Top Point Bucket/Bottle Calf – Trophy

Market Beef Division 204

1. **Identification:** Animals must be weighed, tagged, have a Market Beef ID Form on file at the Extension Office before February 1. 4-H'ers must also ID the animals in 4honline by February 1st. FFA exhibitors should communicate nominations with their FFA advisors by February 1st.
2. **Fair Check-In/Weigh-In:** All market animals and exhibitors will go through

a check-in process from 6-7 pm on Wednesday. During this time, animal tags and tattoos will be checked against information on ID Forms or 4honline, animals will be weighed, and exhibitors will be required to turn in their completed *Iowa 4-H Animal Care and Management Disclosure Statement*.

- All purebred steers must have a tattoo and registration papers at fair check-in. These items must be consistent with information in 4honline or FFA nomination.

3. **Fair Classes**

- Classes will be determined by weight after fair check-in. No re-weighs will be allowed.
- All registered purebred market animals will show by breed if 2 or more are weighed in at the fair. All other registered purebred animals will show in the "All Other Breeds" class. Single entries in a class at discretion of the beef committee.

4. **Merit calves** are animals identified as a 4-H/FFA project and/or exhibited by the same 4-H/FFA exhibitor in the previous year as a bucket/bottle calf or produce of dam.
5. **Champions:** The first and second place calves of each class will show for division championships. Division champions will show for Grand and Reserve Grand Champion. This includes merit animals. **Note:** The Grand and Reserve Grand Champion Market Heifer and Steer will then show against each other for the Supreme Market Animal distinction.

Classes:

- 20401 Market Heifers of Merit
Champion Market Heifer of Merit – Trophy
- 20402 Market Heifers
Weight class trophies for light, medium and heavy weight
Grand Champion Market Heifer – Trophy
Reserve Grand Champion Market Heifer – Trophy
- 20404-17 Purebred Market Steers
Champion Purebred Market Steer – Trophy for each breed class
- 20418 Aberdeen Angus Market Steers
Champion Aberdeen Angus Market Steer – Ribbon
- 20419 Market Steers of Merit
Champion Market Steer of Merit – Trophy
- 20420 Crossbred Market Steers
Weight class trophies for light, medium, light heavy, heavy weight
Grand Champion Market Steer – Trophy
Reserve Grand Champion Market Steer – Trophy
Supreme Champion Market Beef Animal – Banner
(Selected from the Champion Market Steer and Heifer)
Champion Rate of Gain Steer - Trophy
Reserve Champion Rate of Gain Steer - Trophy
Champion Rate of Gain Heifer - Trophy
Reserve Champion Rate of Gain Heifer - Trophy
Champion Lowline Rate of Gain - Trophy
Reserve Champion Lowline Rate of Gate - Rosette

Beef Carcass Contest Division 205

The purpose of this contest is to provide youth exhibitors of a Market Steer or Market Heifer animal an opportunity to participate in a live show and then in a carcass contest that objectively evaluates in a scientific way the economically important traits of beef.

1. An exhibitor may enter any number of market animals in this division.
2. All entries in this division must have been tagged and weighed at the Boone County beef weigh-in or other approved county weigh-in.
3. All cattle, which meet the requirements to show in the live market beef classes, are eligible to enter the carcass contest.
4. Exhibitors must decide by fair entry day if they choose to participate in the Carcass Class. Once the decision is made to participate, that decision is final.
5. Entries in this class will also be eligible to show in their respective breed or crossbred weight classes.
6. All entries shown live must be harvested and evaluated for carcass data.
7. The final placing of these cattle will be determined after animal processing and carcass evaluations are complete. Criteria to determine carcass evaluation include incorporating carcass desirability, growth rate and market trends into equations to calculate carcass value per day on feed. The winter weigh-in weight will serve as the starting point.
8. All beef carcass entries will be processed at the Tyson processing plant in Dakota City. The recommended weight range for cattle is 1000 to 1400

- pounds live weight to meet carcass requirements.
- Approximately \$24 will be deducted from the exhibitor's payment check for each animal entered in the contest to help defray the cost of trucking, insurance, beef check-off and data collection. In addition, a dark cutter assessment of \$.50/cwt. will be charged.
 - Contest participants will retain ownership of their cattle until the carcass has been weighed, therefore, the participant suffers the loss if the cattle die in shipment or suffer discounts due to condemnation, bruise trim, hard bone, or other qualifying problems. Participants will contribute toward an indemnity fund that will cover the discount (up to Select price) for a dark cutter. The carcass base price will be determined the day of harvest, however, the recent prices paid and discounts will be announced at the fair.
 - Results of the Beef Carcass Contest will be announced at the supper/meeting held following the fair (date to be announced).

Classes:

- 20501 Carcass Contest
Champion Market Beef Carcass – Trophy
Reserve Champion Market Beef Carcass – Trophy

Beef Showmanship

Division 206

All exhibitors are encouraged to participate in Showmanship. A member will be allowed to win the Junior division, Intermediate division and Senior division more than once. A Champion and Reserve Champion will be selected in each division. Additional purple ribbons will be at the judge's discretion.

Classes:

- 20601 Senior Showmanship
Champion Senior Showman—Plaque and Cash
Reserve Champion Senior Showman—Ribbon
- 20602 Intermediate Showmanship
Champion Intermediate Showman—Plaque and Cash
Reserve Champion Intermediate Showman—Ribbon
- 20603 Junior Showmanship
Champion Junior Showman—Plaque and Cash
Reserve Champion Junior Showman—Ribbon

BEEF PEN OF 3

Department 210

- All exhibitors** are to read and follow all of the Livestock General Rules, Iowa Youth Code of Ethics, Health Requirements for Fair Exhibition, and Herdsmanship Guidelines in the front of the Fair Book. **All 4-H pen of 3 exhibitors must be Youth for the Quality Care of Animals certified by July 1.**
- Purpose:** The Pen of 3 project is intended to be a realistic cattle-feeding experience. Emphasis is placed on the actual record of income, expenses, and rate of gain. The project consists of purchasing, feeding, and marketing three (3) head of steers or three (3) head of heifers. Members may weigh-in up to five head and select three to re-weigh-in and show at fair. If appropriate, the other animal(s) not used in the Beef Pen of 3 project area that were weighed in and tagged may be exhibited in the market lead calf division. The alternate animal(s) must be haltered and controllable in the show ring. Tagged and weighed beef animals will be shown in one division or the other, not both.
- Eligibility:** Animals may be owned individually, shared within a family or shared with another family with an approved Management Agreement. **Only one pen per member is allowed.**
- Identification:** Animals will be weighed and have a Market Beef ID Form completed at December/January weigh-ins. Animals should be identified online by February 1 to be eligible.
- Entry Process:** The responsibility for making proper entry rests upon the exhibitor. Online entry using Fair Entry is available at www.extension.iastate.edu/boone/county-fair. All entries must be submitted online by July 1 through FairEntry to avoid paying a late fee. Entries after July 1st must be made in the Extension Office during office hours and will be charged a late fee of \$5 per business day after the July 1st Deadline. Bring completed Animal Care & Management Disclosure and stall card information to the fair.
- Arrival:** Weighing instructions will be sent to each exhibitor prior to the fair. Bring your own feed bunks.
- Herdsmanship**
 - Herdsmanship Guidelines:** identification = 25%, water cleanliness= 25%, pen presentation = 25%, aisles and tack = 25%.
- Judging at Fair**

- A purple, blue, red or white ribbon will be awarded to each pen based upon the judge's live evaluation of their carcass merit and value. The judge will determine a Champion Live Pen and Reserve Champion Live Pen by using their own visual appraisal to evaluate the cattle. Animals will be judged in their pens.
 - A purple, blue, red or white ribbon will be awarded to each Pen of Three exhibitor based upon their individual one-on-one interview with the judge. Family members exhibiting the same Pen of Three will be interviewed separately. The judge will also determine an Outstanding Interview and 2nd Place Interview.
- The Champion and Reserve Overall Pen of Three will be determined using carcass data. To be eligible for the overall award animals must be exhibited at the county fair and be processed at Tyson Meats in Dakota City. Participants must notify Extension staff by 8 am on the day following fair weigh-in of the choice to harvest. The overall winner will be determined by a scoring matrix that will include points given for the pen average in percentage of retail product, total carcass price (\$/cwt.), retail value per day on feed and completed stall cards. 30 points will be awarded to the pen with the top average in each scored area, with other placings receiving an index of points determined by how close they were to the top average. Posted stall cards will receive 10 points if completed and posted on the stalls by 9 am Thursday morning. Key Cooperative will sponsor the top and reserve cash awards for the Overall Beef Pen of 3 winners.
 - Sale/Resale:** Exhibitors may choose to sell their animals to Tyson at the end of the fair or to take them home. The choice to sell to Tyson must be made by 8 am the day following fair weigh-in.
 - Any exhibitor who weighed in additional animals in December/January, but opted not to bring them to the county fair and have not sold them, will have the option to put them on the truck and sell them to Tyson. The carcass information will be obtained, but will not be used to determine the overall champion. Only the information from the animals that are exhibited at the fair will be used to determine the overall winner. If you would like to utilize this marketing option, please notify Extension staff during fair weigh-in.
 - Release:** Release to packer on Sunday. OR following the release schedule.
 - All 4-H exhibitors are encouraged to submit their complete project records to their 4-H club leader by **September 1**. The 4-H club leader will in turn submit the complete records to the Extension Office by September 15 in order to be considered for cash prizes to be awarded during the annual 4-H Awards Day. Evaluation criteria will include completeness, management of cattle, accuracy of records, along with goals, self-reflection, leadership and citizenship as it relates to the project area.

Classes:

- 21001 **Champion Live Pen of 3 – Trophy**
Reserve Champion Live Pen of 3 – Rosette
(steer and heifer divisions if warranted)
- 21201 **Champion Rate of Gain Pen of 3 – Trophy**
Reserve Rate of Gain Pen of 3 – Rosette
(steer and heifer divisions if warranted)
- 21301 **Outstanding Interview- Trophy**
Reserve Outstanding Interview - Rosette
- 21401 **Champion Overall Pen of 3 – Trophy**
Reserve Overall Pen of 3 – Trophy
(steer and heifer divisions if warranted)

BEEF HERD BUILDER

Department 220

- All exhibitors are to read and follow all of the Livestock General Rules, Iowa Youth Code of Ethics, Health Requirements for Fair Exhibition, and Herdsmanship Guidelines in the front of the Fair Book. **All 4-H herd builder exhibitors must be Youth for the Quality Care of Animals certified by July 1.**
- This group of 3 replacement heifers will be shown in pens. Heifers will not be tied in the pen.
- Exhibitors must sign up to participate by May 15 by contacting the Extension Office. No individual animal identification is required.
- The responsibility for making proper entry rests upon the exhibitor. Online entry using Fair Entry is available at www.extension.iastate.edu/boone/county-fair. All entries must be submitted online by July 1

through FairEntry to avoid paying a late fee. Entries after July 1st must be made in the Extension Office during office hours and will be charged a late fee of \$5 per business day after the July 1st Deadline.

5. Replacement heifers must be born prior to September 1 of the previous year. Heifers must not have had a calf prior to being shown.
6. Animals should be clean, however should be shown in pasture condition. No clipping or fitting required.
7. Lead animals will not be eligible for this division.
8. **Fair Check-In/Weigh-In:** All pens will go through a check-in process from 7-9 am on Wednesday. Records must be turned in at this time.
9. Exhibitors' projects will be judged on the following areas:
 - **Live Evaluation (50 points):** A judge will evaluate based on Body Condition Score of the heifers and will judge uniformity of pen as a group.
 - 1. **Education (50 points):** Exhibitor will participate in private interview the day of the show with a judge. Detailed and accurate records are required to be completed and must be turned in at Fair check-in. Interview questions will be derived from the exhibitors' records and general knowledge of the beef industry.
10. An Overall Champion and a Reserve Champion Pen of Three Replacement Heifers will be awarded, according to the above mentioned criteria.

Classes:

- 22001 **Champion Herd Builder Live – Trophy**
Reserve Champion Herd Builder Live – Rosette
- 22101 **Outstanding Herd Builder Interview – Trophy**
Reserve Outstanding Herd Builder Interview – Rosette

SWINE

Department 230

1. All exhibitors are to read and follow all of the Livestock General Rules, Iowa Youth Code of Ethics, Health Requirements for Fair Exhibition, and Herdsmanship Guidelines in the front of the Fair Book. **All 4-H and FFA swine exhibitors must be Youth for the Quality Care of Animals certified by July 1.**
2. **Eligibility of Animals:** open to purebred, crossbred, or grade pigs, either barrows or gilts. Pigs will be classed by weight.
3. **Identification:** Only pigs properly identified by the exhibitor in 4honline or via the online FFA nomination process, and submitted online on or before **May 15**, may be entered as an exhibit at the Boone County Fair. **All pigs must be tagged and identified with an USDA 840 tag AND ear notch.** Any pigs losing a tag must notify the Extension Office immediately to make arrangements for a new tag. Pigs arriving on the fairgrounds without tags will not be allowed to exhibit.
4. **Entry Process:** The responsibility for making proper entry rests upon the exhibitor. Online entry using Fair Entry is available at www.extension.iastate.edu/boone/county-fair. All entries must be submitted online by July 1 through FairEntry to avoid paying a late fee. Entries after July 1st must be made in the Extension Office during office hours and will be charged a late fee of \$5 per business day after the July 1st Deadline.
5. **Health:** Exhibitors are required to follow all current health requirements. Two erysipelas vaccinations (one at 50# and the second 30 days prior to fair) are recommended.
6. **Limits:** Each exhibitor may bring a maximum of six (6) pigs to Fair.
7. **Divisions:** Gilts identified by May 15 are eligible for either the market or breeding division. Exhibitors must declare if the gilt will be in the market or breeding division at Fair check-in. Barrows may be nominated as Market Hogs. At fair weigh-in, exhibitors must declare one single division for any properly identified pig. Individual pigs may only exhibit in the market swine or breeding swine divisions, not both.

8. **Weight Limits:** Any pig weighing over 180 pounds will be eligible for exhibition.
9. **Fair Arrival:** Hogs must arrive between noon and 3:00 pm on the Wednesday of Fair. Animals must be vet checked by the fair vet before being unloaded from trailers at the Fair.
10. **Fair Check-In:** Exhibitors must submit their check-in sheet, which includes declared weights, to the Livestock Office by 10:00 am on the Friday of Fair. If no USDA 840 tag is present in the ear of the animal, the animal will not be allowed to be exhibited at the Boone County Fair. See more information on declared weights below.
11. **Declared Weights:** A declared weight system will be used for official weights at Fair. **A check-in sheet, including declared weights, must be filled out by all market swine and commercial breeding gilt exhibitors and turned in by 10:00 am on the Friday of Fair.** The weight turned in will become the official weight. A scale will be provided in the barn. Check-in sheets will be available in exhibitor packets, which may be picked up at the Livestock Office.
 - The top two animals in each class will be weighed immediately following their class to determine if they are eligible to return for division champions. Pigs not weighing within 15 pounds of its official weight will be disqualified. Should a first placed animal be disqualified after winning its class, the second and third place animals will move up to first and second in the class and compete for champion. If a second place animal is disqualified, the third place animal will move up. All market swine are subject to be selected to be weighed.
13. **Stalling:** Pens may be requested during the entry process, but will not be guaranteed. The superintendents will assign and label pens by family and club before the pigs arrive to the fairgrounds. No pens will be changed unless approved by the superintendent. Exhibitors may bring their own dividers.
14. **Judging Criteria:** Barrows and gilts will be judged on the basis of desirability of carcass.
15. **Show Order** will be as follows: purebred breeding gilts, commercial breeding gilts, grand champion breeding gilt selection, purebred market hogs, market barrows, champion market barrow selection, market gilts, champion market gilt selection, grand champion market hog selection, carcass class, showmanship.
16. **Ribbons and Trophies:** The first-place winner in each class will be awarded a plaque. Second place will receive an Outstanding Ribbon. Other placings will be awarded purple, blue, red, and white ribbons as determined by the judge.
17. **Market Animal Exhibitor Fund:** See Market Animal Exhibitor Fund for specific information.
18. **Release:** See page 10 for all animal release information.
19. **Herdsmanship: Rules pertaining only to swine**
 - Water containers should be full if in pen. They should be tied in pen unless concrete.
 - If feed is left in pen, the container must be anchored securely.
 - Bedding must be adequate, clean and dry.
 - Manure must be hauled out and placed in manure areas. Put trash in barrels. Keep manure off the pen sides and gates. Keep alleys clean.
 - Tack box and equipment should be neat and out of the way.
 - Encourage public to keep hands and bodies out of pens.
 - See *General Herdsmanship Guidelines* for other duties.

Breeding Swine

Division 230

1. Open to all gilts properly identified by May 15. All pigs **MUST** be tagged with an USDA 840 tag and be ear notched. Commercial gilts will be shown by weight with no weight limit. Commercial gilts wishing to sell have to be within the market weight range of 230-300 pounds.
2. Purebred gilts will show by age. Breeds with 2 or more purebreds from that one breed will have their own class. Any breed with less than 2 will

compete in the "All Other Breeds" class. Registration papers MUST be in the exhibitor's name. Exhibitors will be required to attach a copy of their registration paper to their check-in sheet.

Classes:

- 23001-09 Purebred Breeding Gilts
Champion Purebred Breeding Gilt – Rosette
Reserve Champion Purebred Breeding Gilt – Rosette
- 23010 Commercial Breeding Gilts
Champion Commercial Gilt –Rosette
Reserve Champion Commercial Gilt – Rosette
Grand Champion Breeding Gilt – Trophy
Reserve Grand Champion Breeding Gilt –Trophy

Swine Carcass Contest

Division 231

1. **Objective:** utilize ultrasound scan information to establish a market value for live pigs
2. **Each swine exhibitor is able to enter any or all market hogs they are exhibiting at the Fair for this contest.** Scans will be taken during the week of County Fair, specific day and time to be announced.
3. Carcass data will be collected on those animals entered in the contest to determine their carcass value. The base carcass value will be adjusted for carcass weight discounts, % lean premiums or discounts, too large of loin area discounts, and premiums for appropriate amounts of back fat. Pigs will then be ranked on the Net Value of Carcass/CWT. The top 15 carcass hogs according to this ranking will then return for a special carcass class to be live ranked. Overall carcass placings will be determined with 80% placed on carcass value ranking and 20% placed.

Classes:

- 23101 Carcass Contest Hogs
- 23102 Top 15 Carcass Hogs—Live Placing
Champion Carcass Contest Hog – Cash Award
Reserve Champion Carcass Contest Hog – Cash Award

Market Swine

Division 232

1. Market hogs are those owned by the exhibitor for market purposes. Hogs **MUST** be ear-tagged with an USDA 840 tag, ear notched, and in 4honline or via the FFA online nomination process by May 15. Classes will be divided by exhibitor declared weights.
2. **Purebred Market Class:** minimum of 2 or more animals of any breed will have their own breed class. Any breed with less than 2 will be in the "All Other Breeds" class. Purebred Market Classes may have barrows and gilts together. Registration papers MUST be in the exhibitor's name. Exhibitors will be required to attach a copy of their registration paper to their check-in sheet.

Classes:

- 23201-09 Purebred Market Hogs
Champion Purebred Market Hog – Trophy
Reserve Champion Purebred Market Hog – Rosette
- 23210 Crossbred Market Barrows—*Light, Medium, and Heavy Weight Classes*
Champion Market Barrow – Trophy
Reserve Champion Market Barrow – Trophy
- 23211 Crossbred Market Gilts—*Light, Medium, and Heavy Weight Classes*
Champion Market Gilt – Trophy
Reserve Champion Market Gilt – Trophy
Grand Champion Market Hog – Banner

Swine Showmanship

Division 233

All exhibitors are encouraged to participate in Showmanship. After winning Junior or Intermediate Showmanship, a member will advance to the next age division. A member will be allowed to win Senior Showmanship only once. See livestock general rule #9 for elite eligibility.

Classes:

- 23301 **Senior Showmanship – Plaque and Cash**
- 23302 **Intermediate Showmanship – Plaque and Cash**
- 23303 **Junior Showmanship – Plaque and Cash**
- 23304 **Elite Showmanship – Plaque and Cash**

SHEEP

Department 240

1. All exhibitors are to read and follow all of the Livestock General Rules, Iowa Youth Code of Ethics, Health Requirements for Fair Exhibition, and Herdsmanship Guidelines in the front of the Fair Book. **All 4-H sheep exhibitors must be Youth for the Quality Care of Animals certified by July 1.**
2. **Identification and Spring Weigh-In:** All market lambs, all purebred lambs and commercial ewes must be tagged with an USDA 840 ear tag. A Sheep ID Form must be completed at weigh in. 4-H'ers must also ID the animals in 4honline by May 15th. Ear tag must correspond with ID in 4honline. FFA members should communicate with their advisors for the online nomination process. Sheep Committee will determine entry class by facial coloring at fair check-in. Lambs will be classified as all black, all white, or speckled face/other. Sexually intact sheep must have a scrapie tag when they are IDed.
3. **Entry Process:** The responsibility for making proper entry rests upon the exhibitor. Online entry using Fair Entry is available at www.extension.iastate.edu/boone/county-fair. All entries must be submitted online by July 1 through FairEntry to avoid paying a late fee. Entries after July 1st must be made in the Extension Office during office hours and will be charged a late fee of \$5 per business day after the July 1st Deadline.
4. **Fair Arrival:** No sheep will be allowed on the fairgrounds until arrival time (7-11 am on Wednesday). All market lambs and commercial ewes must be slick-shorn within one week before fair and re-sheared before fair check-in. Check-in person or persons may ask exhibitor to re-clip lambs prior to check-in.
5. **Fair Check-In:** All animals will go through a check-in/weigh-in process from **10 am-12:30 pm on Wednesday**. All exhibitors must bring their completed *Iowa 4-H Animal Care and Management Disclosure Statement* to check-in. Sexually intact sheep must have a scrapie tag.
6. **Health Check and Unloading:** Enter fairgrounds through South Main Gate A. A vet will inspect sheep on trailer. All sheep will be inspected for club lamb fungus, ringworm, or sore mouth. Lambs showing evidence of any health problems will not unload or be exhibited and must be taken home. Scrapie tags must be in the ears of all sexually intact animals at check in time. Once approved by the veterinarian, exhibitor may unload animals.
7. **Shearing:** Sheep must arrive on the fairgrounds slick shorn. Body shearing/clipping is not permitted on the fairgrounds. Leg fitting/clipping is permissible. No butt wool will be allowed. Breeding sheep must have been closely sheared over the entire body with a regular comb. No shearing in the aisles. There will be a designated shearing area at the north end of the show ring.
8. **Fleece length:**
Market Lambs –1/4" maximum
Breeding Sheep – 1/4" with 3/4" maximum
Exception: Wool purebreds have no maximum length
8. **Herdsmanship: Rules pertaining only to sheep:**
 - Tie or fasten water buckets in pen at all times.
 - If not on full feed, empty pans need to be removed from pen.
 - Keep bedding clean and evenly spread with manure removed.
 - Put tack boxes in front of stalls and keep closed. May also be neatly arranged in tack pen.
 - Keep alleys raked clean. Do not sweep.
 - Keep the pen boards clean. Chewed on board will not have points deducted.
 - Answer questions about sheep. Let public pet your animals if you think it's okay. Encourage them to wash their hands afterwards. Keep children out of pens or from crawling on pens. Read safety rules posted outside your building.
 - See *General Herdsmanship Guidelines* for other duties.
9. **Ethics:** All animals will be shown with all four (4) feet on the show ring surface. Ethics violations in or outside the show ring may result in expulsion from the class. It is recommended for the safety of the animals that the animals have water in front of them at all times.
 - *No icing of lambs is allowed.* Only tap water may be sprayed or applied to lambs. No ice allowed in spray buckets or blankets. No drenching will be allowed and no syringes.
 - Muzzling lambs in any form is not permitted at the Boone County Fair.
10. **Packer & Market Animal Exhibitor Fund:** All market lambs and all

commercial ewe lambs are eligible for sale to a packer. Market lambs will be listed for sale to the packer at fair unless the Superintendent is notified otherwise by Saturday at 5pm. Sheep will sell at fair weigh-in weight. Commercial ewe lambs being sold to the packer at the conclusion of Fair must be weighed-in at check-in. Commercial ewe lamb exhibitors choosing to sell are not eligible for the premium exhibitor fund.

13. **Release:** See page 10 for all animal release information.

Purebred Lambs

Division 240

- Eligibility:** Entries in purebred Ewe/Ram Lamb classes must be born on or after January 1 this year. Yearling ewes must be born during previous calendar year. Birth date, registration number, and breed of purebred ram/ewes must correspond with information on Sheep ID Form and be on file in 4honline or via FFA online nomination process by May 15. Flock and scrapie tags must be in ears of sheep before arrival at the Fairgrounds. Certificate of Registry must correspond with flock tag in ear and be presented at check-in to be eligible to show. Lambs shown in purebred class cannot be shown in market or commercial ewe class.
- Limits:** Each exhibitor may show three (3) entries in any purebred ewe or ram class per breed except only one Pair of Ewes per breed. Entry in "Pair of Ewes" class may consist of two ewe lambs, two yearling ewes, or one of each.
- All purebred breeds must compete in the same class unless there is more than one exhibitor in the purebred class. Champion trophy will be given to overall champion.
- 4-H'ers and FFA youth exhibitors may have the assistance of a 4-H'er or FFA member in the pairs class and yearling ewe class. In the yearling ewe class the assistant's help will be limited to helping set hind legs. No more than one showman per lamb.
- Purebred sheep exhibitors must check in with a sheep committee member at the weigh-in station by 12:30 pm on Wednesday.**

Classes:

- 24001 Purebred Ram Lambs
Champion Purebred Ram Lamb – Trophy
- 24002 Purebred Ewe Lambs
Champion Purebred Ewe Lamb – Trophy
- 24003 Purebred Pairs of Ewes
Champion Purebred Pair of Ewes – Trophy
- 24004 Purebred Yearling Ewes
Champion Purebred Yearling Ewe – Trophy

Commercial Breeding Ewes

Division 241

The purpose of this division is to encourage 4-H/FFA youth exhibitors to establish superior crossbred ewe flocks, taking advantage of the hybrid vigor inherent in crossbred ewes. Lambs should be fed for maximum growth (not fattening) to encourage early sexual maturity.

- Eligibility:** Entries in ewe lamb classes must be born on or after January 1 this year. Ewes must not be eligible to be registered.
- Commercial yearling ewes must have been tagged and identified as a market lamb the year before or as a commercial ewe lamb by the same 4-H or FFA member to enter and must have a scrapie tag. These need not be shown in the previous year.
- Limits:** Each exhibitor may show two (2) commercial ewe lambs and two (2) yearling ewes. Ewes shown in commercial ewe classes may not be shown in market or purebred classes.
- See #4 in Purebred Sheep.
- Commercial ewe lambs must be weighed in at fair check in.**

Classes:

- 24105 White-Face Commercial Ewes
Champion White-Face Commercial Ewe –Banner
- 24106 Speckled-Face Commercial Ewes
Champion Speckled-Face Commercial Ewe –Banner
- 24107 Black-Face Commercial Ewes – Trophy
Champion Black-Face Commercial Ewe –Trophy
- 24108 Commercial Yearling Ewes – Trophy
Champion Commercial Yearling Ewe –Trophy
- Supreme Champion Breeding Ewe – Banner**
Reserve Supreme Champion Breeding Ewe – Banner

Market Lambs

Division 242

- Limits:** A member may enter and show a maximum of five (5) individual

market lambs. Lambs shown in market classes cannot be shown in breeding classes. Entries are open to purebred, grade, or crossbred lambs born on or after January 1 of current year and weighing 100 pounds or more.

- Fair Weigh-In:** All market lambs must be weighed at time listed in schedule. Lambs will be divided into weight classes. All blankets and tubes must be removed from lambs prior to weighing.
- Feeder Lambs:** Lambs weighing **80-99#** will be classed as feeder lambs. Feeder lambs will be judged on the basis of what they will potentially look like when at market weight. **Feeder lambs will not compete for championship honors.** Black, speckled, and white-face feeder lambs will be shown together for a ribbon. Lambs weighing **less than 80# may be sent home** at the discretion of the superintendent.

Classes:

- 24202 Feeder Lambs
First Place Feeder Lamb – Ribbon
- 24202 Commercial Ram Lamb
Champion Commercial Ram Lamb – Trophy
- 24205 White-Face Individual Market Lambs- will show in light or heavy
Champion White-Face Individual Market Lamb – Banner
Reserve Champion White-Face Individual Market Lamb –Trophy
- 24206 Speckled-Face Individual Market Lambs- will show in light or heavy
Champion Speckled-Face Individual Market Lamb – Banner
Reserve Champion Speckled-Face Individual Market Lamb –Trophy
- 24207 Black-Face Individual Lambs—will show in light, light medium, medium, medium heavy, heavy light and heavy weight classes
Champion Black-Face Individual Market Lamb – Trophy
Reserve Champion Black-Face Individual Market Lamb – Trophy
- Supreme Champion Market Lamb – Banner**
Reserve Supreme Champion Market Lamb – Banner
(Selected from the Individual Champions)

Born and Raised Market Lambs

Division 243

A member may enter one born and raised lamb.

Class:

- 24301 Born & Raised Market Lambs - will show in light or heavy
Champion Born & Raised Market Lamb – Banner

Sheep Club/Chapter Group

Division 244

A club/chapter group will consist of three market lambs, any face color, ewes or wethers, all from the same 4-H club or FFA chapter. Clubs and chapters are limited to 4 groups total. Groups will be judged on marketability, conformation and uniformity. A cash prize will be awarded to the club or chapter with the top group.

Class:

- 24401 Club/Chapter Groups
Champion Club/Chapter Group – Cash
Reserve Champion Club/Chapter Group – Cash

Sheep Carcass Contest

Division 245

Each market lam exhibitor may enter one or more market lamb for the carcass contest. There will be a \$5 fee per head to offset expenses. Carcass information gathered will be used to determine percent boneless retail cut. The top 15 carcass lambs will be shown live visual appraisal and final placings. Overall carcass class placings will be determined by 80% ultrasound evaluation and 20% live evaluation.

Class:

- 24501 Carcass Contest Lambs
24502 Top 15 Lambs
Champion Carcass Contest Lamb – Cash
Reserve Champion Carcass Contest Lamb – Cash

Sheep Showmanship

Division 246

All exhibitors are encouraged to participate in Showmanship. After winning Junior or Intermediate Showmanship, a member will advance to the next age division. A member will be allowed to win Senior Showmanship only once. See General Livestock Rule #9 for Elite eligibility.

Classes:

- 24605 **Collegiate Showmanship (Have graduated 12th grade) – Ribbon**
- 24601 **Senior Showmanship (9th- 12th grades) –Banner and gift**
- 24602 **Intermediate Showmanship (7th- 8th grades) –Banner and gift**

24603 Junior Showmanship (4th–6th grades) — Banner and gift
24604 Elite Showmanship (4th–12th grades) — Banner and gift

DAIRY COW

Department 250

- All exhibitors are to read and follow all of the Livestock General Rules, Iowa Youth Code of Ethics, Health Requirements for Fair Exhibition, and Herdsmanship Guidelines in the front of the Fair Book. **All 4-H dairy cow exhibitors must be Youth for the Quality Care of Animals certified by July 1.**
- Exhibitors are limited to showing six (6) animals. They may show a maximum of two (2) animals in each class in each breed.
- All dairy animals must include **two** of the following ID options on their FFA Online Nomination or in 4honline by May 15: Official Tattoo, Registration Number (all levels of registry are acceptable), Official DHIA Metal Tag, and/or 2 photos (right side and left side). Also, Dairy Heifers must include a birthdate.
- Entry Process:** The responsibility for making proper entry rests upon the exhibitor. Online entry using Fair Entry is available at www.extension.iastate.edu/boone/county-fair All entries must be submitted online by July 1 through the FairEntry to avoid paying a late fee. Entries after July 1st must be made in the Extension Office during office hours and will be charged a late fee of \$5 per business day after the July 1st Deadline
- Purebred and grade heifers may be shown. See classes for ages. Any yearling heifer in milk will be shown in the Two-Yr-Old Class.
- Stalling:** Animals will be stalled in the Beef/Dairy Barn.
- Herdsmanship: Rules pertaining only to dairy cattle:**
 - Either water animals in the stall and wait to remove bucket or take the animal outside to water. Remember that animals need more water in hot weather.
 - Remove empty feed buckets from the pen.
 - Have hay in stall at all times. Retie loose bales.
 - Remove manure as needed.
 - You don't need to wash the animal every day, but the cows should be curried every day. There should be NO dried manure on animals.
 - Keep people out of stall area. Watch for the safety of children.
 - See *General Herdsmanship Guidelines* for other duties.
- Breeds shown will be as follow: Holstein, Guernsey, Brown Swiss, Jersey, Milking Shorthorn and Ayrshire.
- Special arrangements for entry and release of cows in lactation will be made in the best interest of the dairy exhibitors. Milking animals may be brought in the morning of the show and go home after the show.
- All cattle over six (6) months should be calf vaccinated for bangs.
- Dairy cattle are to use wash racks on the west side of the horse barn.
- Exhibitors are expected to wear the provided official exhibitor shirt with exhibitor number on back and white pants while showing.
- Release:** See page 10 for all animal release information.

Milking Juniors

Division 250

Classes:

- 25001 Holstein Junior Heifer Calf—Born 12/01/24 - 05/15/25
25002 Milking Shorthorn Junior Heifer Calf—Born 12/01/24 - 05/15/25
25003 Jersey Junior Heifer Calf—Born 12/01/24 - 05/15/25
25004 Brown Swiss Heifer Calf—Born 12/01/24 - 05/15/25
25005 All Other Breeds Junior Heifer Calf—Born 12/01/24 - 05/15/25
- 25006 Holstein Senior Heifer Calf—Born 9/01/24 - 11/30/24
25007 Milking Shorthorn Senior Heifer Calf—Born 9/01/24 - 11/30/24
25008 Jersey Senior Heifer Calf—Born 9/01/24 - 11/30/24
25009 Brown Swiss Heifer Calf —Born 9/01/24 - 11/30/24
25010 All Other Breeds Senior Heifer Calf—Born 9/01/24 - 11/30/24
- 25011 Holstein Junior Yearling Heifer—Born 03/01/24 - 08/31/24
25012 Milking Shorthorn Junior Yearling Heifer—Born 03/01/24 - 08/31/24
25013 Jersey Junior Yearling Heifer—Born 03/01/24 - 08/31/24
25014 Brown Swiss Junior Yearling Heifer —Born 03/01/24 - 08/31/24
25015 All Other Breeds Junior Yearling Heifer—Born 03/01/24 - 08/31/24
- 25016 Holstein Senior Yearling Heifer—Born 09/01/23 - 02/29/24
25017 Milking Shorthorn Senior Yearling Heifer—Born 09/01/23 - 02/29/24
25018 Jersey Senior Yearling Heifer—Born 09/01/23 - 02/29/24
25019 Brown Swiss Senior Yearling Heifer —Born 09/01/23 - 02/29/24

25020 All Other Breeds Senior Yearling Heifer—Born 09/01/23 - 02/29/24
Junior Champion — Banner
Reserve Junior Champion — Banner

Milking Seniors

Division 251

Classes:

- 25101 Two Year Olds—Born 09/01/22 - 08/31/23
25102 Three Year Olds and Over—Born Before 08/31/2022

Senior Champion — Banner
Reserve Senior Champion — Banner

Supreme Champion Dairy Animal—Traveling Trophy
(Selected from the Junior and Senior Champions)

- 25103 Daughter Dam Class
- One (1) entry per individual.
 - Daughter must be offspring of dam that is shown.
 - Dam enrolled must be present or former 4-H/FFA project owned by the exhibitor.
- 25104 Two Dairy Animals (any age, any breed, shown by one exhibitor)
Entries will be judged on basis of starting a dairy herd.

Dairy Cow Showmanship

Division 252

Classes:

- 25201 Junior Showmanship (4th-6th Grades)
25202 Intermediate Showmanship (7th-8th Grades)
25203 Senior Showmanship (9th-12th Grades)

Dairy Cow Costume

Division 253

Class:

- 25301 Costume Class
Check out the Dairy Cow Exhibitor letter for more details about this class

DAIRY GOAT

Department 260

- All exhibitors are to read and follow all of the Livestock General Rules, Iowa Youth Code of Ethics, Health Requirements for Fair Exhibition, and Herdsmanship Guidelines in the front of the Fair Book. **All 4-H dairy goat exhibitors must be Youth for the Quality Care of Animals certified by July 1.**
- Identification**
 - All dairy goats must be identified by a tattoo, birth date, if registered or grade and breed in 4honline or via FFA online nomination by May 15th.
 - All does shall have an ADGA tattoo in their left ear to show year of birth. For goats born in 2024, the letter is "S"
 - Each animal must also have an individual tattoo, which can be a combination of numbers and/or letters.
 - All animals must have a scrapies tag listed on the ID in 4honline or on the online FFA Nomination. Non-registered animals shall have a scrapies tag in their ear. ADGA registered animals do not need to have a scrapies tag in their ear but registration papers must be present at time of check in.
- Eligibility**
 - Each exhibitor can show two animals per class but no more than six animals in the entire show.
 - All goats must be dehorned or disbudded (with no more than 2" of horn) or show signs of an attempt to have done so. All extra teats must be removed.
 - All does 24 months or older must be in milk or have freshened.
 - All goats must be clipped and groomed before fair.
- Entry Process:** The responsibility for making proper entry rests upon the exhibitor. Online entry using Fair Entry is available at www.extension.iastate.edu/boone/county-fair All entries must be submitted online by July 1 through the FairEntry to avoid paying a late fee. Entries after July 1st must be made in the Extension Office during office hours and will be charged a late fee of \$5 per business day after the July

1st Deadline.

5. Arrival

- All milking animals may be brought to the fair on the morning of the show and released after the show. Special arrangements for entry and release of lactating goats will be made in the best interest of the exhibitors and animals. Contact superintendent for approval.
- Vet check must be done between 7:00–11:00 am on Wednesday before goats are unloaded from trailers. All dairy goats (except lactating goats) must be penned in designated area by 11 am Wednesday.
- All exhibitors must be at the dairy goat pens at Noon on Wednesday or after the sheep/meat goat weigh in to check tattoos and confirm classes or make an appointment with the superintendent.

6. Herdsmanship: Rules pertaining only to goats:

- Keep clean water in pens at all times. Tie in or use bucket snaps.
- Keep feed pan in pen only when feeding.
- Use hay feeder provided. Re-tie broken bales.
- Keep pens and area neat and tidy.
- Remove manure as needed. Keep bedding neat and orderly. Keep pen boards clean.
- Alley should be swept clean.
- Let the public pet your goats if you feel its ok.
- See *General Herdsmanship Guidelines* for other duties.

7. Attire: Exhibitors are expected to wear the provided official exhibitor shirt with exhibitor number on back and white pants while showing.

8. Showmanship: At judge's discretion, dairy goat showmanship may be a separate class or based on show ring performance during judging. Each exhibitor must select one of his/her own animals to show.

9. Release: See page 10 for all animal release information.

Dairy Goat

Division 260

Class age is based on age at the time of the show

Classes

- 26001 Nigerian Junior Does 1 – 4 months
26002 Nigerian Junior Does 5 – 8 months
26003 Nigerian Junior Does 9 – 12 months
26004 Nigerian Junior Does (Does 12 – 24 months of age not in milk & have never freshened)

Champion Nigerian Junior Doe - Banner

Reserve Champion Nigerian Junior Doe - Banner

- 26005 Toggenburg Junior Does 1 – 4 months
26006 Toggenburg Junior Does 5 – 8 months
26007 Toggenburg Junior Does 9 – 12 months
26008 Toggenburg Junior Does (Does 12 – 24 months of age not in milk & have never freshened)

Champion Toggenburg Junior Doe - Banner

Reserve Champion Toggenburg Junior Doe - Banner

- 26009 All Other Breeds Junior Does 1 – 4 months
26010 All Other Breeds Junior Does 5 – 8 months
26011 All Other Breeds Junior Does 9 – 12 months
26012 All Other Breeds Junior Does (Does 12 – 24 months of age not in milk & have never freshened)

Champion All other Breeds Junior Doe - Banner

Reserve Champion All other Breeds Junior Doe - Banner

Best in Show Junior Doe – Banner

- 26013 Nigerian Senior Does – Milking Yearling
26014 Nigerian Senior Does – 2-3 Year Olds
26015 Nigerian Senior Does – Aged Does 4 Years Plus

Champion Nigerian Senior Doe - Banner

Reserve Champion Nigerian Senior Doe - Banner

- 26016 Toggenburg Senior Does – Milking Yearling
26017 Toggenburg Senior Does – 2-3 Year Olds
26018 Toggenburg Senior Does – Aged Does 4 Years Plus

Champion Toggenburg Senior Doe - Banner

Reserve Champion Toggenburg Senior Doe - Banner

- 26019 All Other Breeds Senior Does – Milking Yearling
26020 All Other Breeds Senior Does – 2-3 Year Olds
26021 All Other Breeds Senior Does – Aged Does 4 Years Plus

Champion All other Breeds Senior Doe - Banner

Reserve Champion All other Breeds Senior Doe - Banner

Best in Show Senior Doe – Banner

- 26022 Daughter Dam (any age combination)
26023 Get of Sire – Sire to be named.
Three (3) does from same sire, any age.
26024 Herd Builder—Two Dairy Animals
(any age, any breed, shown by one exhibitor)
Entries will be judged on basis of starting a dairy herd.
26025 Wether— Class maybe broken up into age and/or breed

Dairy Goat Showmanship

Division 261

Class

- 26101 Junior Showmanship
26102 Intermediate Showmanship
26103 Senior Showmanship

MEAT GOATS

Department 270

1. All exhibitors are to read and follow all of the Livestock General Rules, Iowa Youth Code of Ethics, Health Requirements for Fair Exhibition, and Herdsmanship Guidelines in the front of the Fair Book. **All 4-H meat goat exhibitors must be Youth for the Quality Care of Animals certified by July 1.**
2. **Identification and Spring Weigh in**
 - Meat goats must be identified with either an individual Scrapie Flock of Origin Identification tag and tattoo and/or USDA 840 tag on a Meat Goat ID or FFA Nomination. 4-H'ers must ID all meat goats in 4honline or via FFA online nomination process by May 15th to be eligible to show. Registered goats must have a tag/tattoo that matches their papers.
 - All sexually intact animals must have a scrapie tag listed on the Goat ID form and in the ear. Call the USDA at 866-873-2824 to obtain a Family Farm Identification Number.
 - All market meat goats (wethers or does) must have been weighed and tagged at an official weigh in site, prior to May 15th.
3. **Eligibility of Animals**
 - Meat goats can be wethers (castrated males) or female kids of any meat goat breed (i.e. Boer) or crossbred (i.e. dairy goat wether). Pygmy goats may not be shown. Meat goats & breeding meat does must have kid teeth in normal position. Classes will be divided by weight if numbers warrant.
 - Each exhibitor can show a maximum of six (6) animals. Minimum weight at fair is **40 pounds**. Animals under this weight will be considered feeders and not eligible for championship.
 - Goats must be broke to lead with a halter or collar and short lead when showing. Hooves should be cleaned and trimmed prior to arrival on the Fairgrounds.
 - All market goats must be uniformly clipped with 3/8 inch length of hair or less above the knee and hock joints to include the head, excluding the tail, one week prior to arrival on the Fairgrounds.
 - Goats must have horns disbudded, dehorned, or tipped blunt before arrival at fair.
4. **Entry Process:** The responsibility for making proper entry rests upon the exhibitor. Online entry using Fair Entry is available at www.extension.iastate.edu/boone/county-fair. All entries must be submitted online by July 1 through FairEntry to avoid paying a late fee. Entries after July 1st must be made in the Extension Office during office hours and will be charged a late fee of \$5 per business day after the July 1st Deadline.
5. **Arrival:** Vets will check goats on trailer before unloading. All market meat goats must be weighed between 10:00 am and 12:30 pm on Wednesday of Fair. Breeding meat goats don't weigh in but need to check in at the same time. Bring the [Animal Care & Management Disclosure Statement](#) to weigh-in for market meat goats. Pen goats following weigh-in.
6. **Herdsmanship:** Dairy and meat goats will be judged together for herdsmanship. See *Dairy Goat Herdsmanship*.
7. **Judging**
 - Judging will be based on market meat goat characteristics
 - Classes will be divided by fair weight (minimum 40 pounds) and minimum of three animals to break a class.
 - No use of adhesives, paint, color, oils, other aerosols or powder products allowed
 - Exhibitors cannot lift the front legs off the ground during judging.
8. **Showmanship:** At judge's discretion, meat goat showmanship may be a

separate class or based on show ring performance during judging. Each exhibitor must select one of his/her own animals to show.

13. **Release:** Exhibitors with meat goats making weight (40 lb. minimum) will be given the choice to participate in the market animal exhibitor fund. **Release:** See page 10 for all animal release information.
8. Yearling meat goat does must be tagged and identified as a meat goat doe the year before by the same 4-H or FFA member to enter. These animals must have been identified but not necessarily shown in the previous year.
9. **Fitting:** See general rules for who can assist with fitting. Painting, powdering, dyeing and use of color agents are not allowed. Animals which show evidence of this will not be permitted into the show ring. Any meat goat is subject to wiping with a towel to check for color or coloring agents prior to entering the show ring or upon completion of a class. If a color or coloring agent rubs off animal rubbed with either a towel or hand, that animal will be disqualified. No use of paint, color, oils or powder products allowed.
10. **Ethics:** Muzzling is not permitted at the Boone County Fair.

Registered Boer Goats

Division 270

Classes

- 27001 Registered Boer Goat Buck
 27002 Registered Boer Goat Does
 27003 Registered Yearling Breeding Boer Goat Doe (*must have been identified as a 4-H/FFA animal the previous year and exhibit yearling traits*)

Champion Boer Goat - Banner

Breeding Does

Division 271

Classes

- 27101 Breeding Meat Goat Doe Under 1 Year of Age
 27102 Yearling Breeding Meat Goat Doe (*must have shown at fair last year and exhibit yearling traits*)

Champion Breeding Meat Goat - Banner

Reserve Champion Breeding Meat Goat - Banner

Market Meat Goats

Division 272

Classes

- 27201 Meat Goat Feeder Class (market animals under 40 pounds)
 27202 Market Meat Goat Weight Class

Champion Market Meat Goat - Banner

Reserve Market Meat Goat - Banner

Born & Raised Market Meat Goat

Division 273

Classes

- 27301 Born and Raised Market Meat Goat
Champion Born and Raised - Banner
Reserve Born and Raised - Ribbon

Meat Goat Showmanship

Division 274

Classes

- 27401 **Junior Showmanship - Banner and gift**
 27402 **Intermediate Showmanship - Banner and gift**
 27403 **Senior Showmanship - Banner and gift**
 27404 **Elite Showmanship - Banner and gift**

RABBIT

Department 280

1. All exhibitors are to read and follow all of the Livestock General Rules, Iowa Youth Code of Ethics, Health Requirements for Fair Exhibition, and Herdsmanship Guidelines in the front of the Fair Book. **All 4-H rabbit exhibitors must be Youth for the Quality Care of Animals certified by July 1.**
2. **Identification:** All exhibitors must identify rabbits in 4honline or via FFA Online Nomination complete with a tattoo by July 1st. In order to show at the Iowa State Fair, rabbits must be entered into 4honline. No late ID's will be accepted.

3. **Entries:** Exhibitors may show a maximum of **three (3)** entries of the same breed and sex in each rabbit class. Rabbits must be selected from rabbits properly identified, and senior rabbits must be in possession by May 15. **Entry Process:** The responsibility for making proper entry rests upon the exhibitor. Online entry using Fair Entry is available at www.extension.iastate.edu/boone/county-fair All entries must be submitted online by July 1 through the FairEntry to avoid paying a late fee. Entries after July 1st must be made in the Extension Office during office hours and will be charged a late fee of \$5 per business day after the July 1st Deadline. **Limit 14 rabbit pen entries** (not including showmanship, fur, or costume class). A meat or production pen counts as one pen entry.
4. **Bedding Fee:** A bedding fee of \$2.00 per rabbit is due to the Extension Office by the Entry due date. There will be no refunds.
5. **Check - In:** Enter rabbits at north door of Rabbit and Poultry Barn at designated time. (See schedule in back of this Fair Book.) Parking will be allowed only long enough to unload. All rabbits will be checked for health **before** being placed in pens. Exhibitors will sign up to help host the Rabbit Building. One exhibitor per pen. Complete stall card including breed. Animals with lice or disease will be sent home.
6. **Largest and Smallest Senior Rabbit:** Trophies will be awarded to the largest and smallest senior rabbit. For rabbits to be eligible senior is characterized as 6 months and over for fancy rabbits and 8 months and over for commercial rabbits. Rabbits will be weighed during check in.
7. **Class Size:** If a class is too large, it may be divided by breed or into commercial/ nonstandard/fancy classes. Classes may be combined if there aren't enough entries for separate classes.
8. **Breeds**

Examples of fancy rabbit breeds:

American Fuzzy Lop	American Sable	Belgian Hare
Brittannia Petite	Chinchilla (Standard)	Dutch
Dwarf Hotot	English Spot	Havana
Himalayan	Jersey Wooly	Lilac Lop (Mini)
Lionhead	Lop (Holland)	Mini Rex
Netherland Dwarf	Polish	Rex
Rhineland	Silver	Silver Marten
Tan		

Examples of commercial rabbit breeds:

American	Beveren	Californian
Champagne Dargent	Checked Giant	Chinchilla (Giant)
Chinchilla (American)	Cinnamon	Creme Dargent
Flemish Giant	Lop (French)	Lop (English)
New Zealand	Palomino	Satin
Silver Fox		

Breed rabbits will be evaluated on breed standards established by the American Rabbit Breeders Association, Inc. Nonstandard rabbits don't have the breed characteristics of a purebred, so they show in separate classes.

9. **Tattoos:-** All rabbits must be positively identified with a tattoo in the **left** ear. Rabbits are to be tattooed before county fair entry due date. Tattoo kit will not be loaned out after that date. The tattoo must be listed on the ID. No wild rabbits are allowed.
10. **Cages:** In cages - non-treated wood resting boards or plastic trays are allowed. Padlocks allowed to secure cages but **give a key to Superintendent for emergencies**.
11. **Water & Feed Containers:** Lick-it bottles are encouraged and may be used inside or outside cages but are not provided. You must bring your own water containers. Feed containers will be provided. You may bring water from home.
12. **Herdsmanship: Rules pertaining only to rabbits:**
 - Club identification must be placed above cages.
 - Water must be available at all times.
 - Empty feed pans may be kept in the cage as long as rabbits are being fed at least once daily. Feed in the evening if possible, as rabbits tend to eat better overnight when it is cooler.
 - Ice – When rabbits are stressed, frozen water bottles should be kept in cages. Remove from cage when melted. Clean frozen bottles may be kept in the freezer. **Water bottles used for freezing with the purpose to cool the rabbits will be provided**
 - Manure – Keep wire in cages free of manure. During the Fair, leave droppings under cages.
 - Floor – Keep the floor under your pens and the tarpaper in front of your pens and walkway clean. Keep feed beneath cages in a wood or plastic container with a lid. All items under cages *must* be neat and orderly.
 - **Wire cages and carriers may be stored neatly under pens.**
 - Answer questions about rabbits. Encourage public to keep hands out of cages. Let public hold your rabbit if you feel it's ok. Read the safety rules posted outside your building.

- See *General Herdsmanship Guidelines* for other duties.
- Show Day:** Exhibitors or a substitute 4-H or FFA member (see General Rules) must be present during judging. All exhibitors shall wear an exhibitor number on the front of their provided official exhibitor shirt while showing rabbits. Only exhibitors are allowed at the show table, and in the show ring.
 - Host Building:** All rabbit exhibitors will sign up for a time to host the Rabbit Building during fair. Responsibilities include monitoring exhibits, welcoming visitors, cleaning and maintaining the building, displaying rabbits and answering questions.
 - Release:** Exhibits must remain in place until release time at **5 pm** on Sunday. Animals must be picked up by **7 pm** on Sunday. Straw or hay must be removed before rabbit leaves the fairgrounds. **All exhibitors are expected to help with cleanup of the Rabbit Building at the time of release.** Premium money will be withheld if exhibits leave early or are not picked up by 7:00 pm Sunday. See page 10 for release instructions and procedures.
 - Ribbons:** Ribbons will be awarded on quality of exhibits at judge's discretion. No class will automatically receive any of the awards offered. Purple, Blue, red, and white ribbons will be awarded, if deserving. First-place rabbit in each class of individual rabbits may receive a class winner ribbon, if deserving, and may compete for Champion.
 - Sale: No "For Sale" signs are to be posted until after show. Sale cannot take place until check out.**
 - Market Animal Exhibitor Fund :** Commercial (Purebred), Non-Standard Commercial (Crossbred) and Market Pen of 3 rabbits are eligible to participate in the Market Animal Exhibitor Fund for premium money only. Fancy Market Pen of 3's are eligible only if the rabbits meet the market weight requirements for their breed. Animals will not be auctioned off. If someone would like to purchase your rabbit, they need to contact the rabbit superintendent immediately after the show on Saturday.
 - Breeding of rabbits while in attendance at the fair is strictly prohibited.**

Commercial (Purebred) Rabbits

Classes:

- 28001 Commercial (Purebred) Rabbit—will be broke into the following sub-classes:

Junior Buck (6 weeks – 6 months)
 Intermediate Buck (6 – 8 months)
 Senior Buck (Over 8 months)
 Junior Doe (6 weeks – 6 months)
 Intermediate Doe (6 – 8 months)
 Senior Doe (Over 8 months)

First place rabbits in the subclasses will receive class winner ribbons and compete for champion.

Champion Commercial Rabbit – Trophy
Reserve Champion Commercial Rabbit – Trophy

Fancy (Purebred) Rabbits

Classes:

- 28007 Fancy (Purebred) Rabbit—will be broke into the following sub-classes

Junior Buck (8 weeks – 6 months)
 Senior Buck (Over 6 months)
 Junior Doe (8 weeks – 6 months)
 Senior Doe (Over 6 months)

First place rabbits in the subclasses will receive class winner ribbons and compete for champion.

Champion Fancy Rabbit – Trophy
Reserve Champion Fancy Rabbit – Trophy

Non-Standard Fancy Rabbits

Classes:

- 28012 Non-Standard Fancy Rabbit—will be broke into the following sub-classes:

Junior Buck (8 weeks – 6 months)
 Senior Buck (Over 6 months)
 Junior Doe (8 weeks – 6 months)
 Senior Doe (Over 6 months)

First place rabbits in the subclasses will receive class winner ribbons and compete for champion.

Champion Non-standard Fancy Rabbit – Trophy
Reserve Champion Non-standard Fancy Rabbit – Trophy

Non-Standard Commercial Rabbits

Classes:

- 28017 Non-Standard Commercial Rabbits—will be broke into the following sub-classes:

Junior Buck (6 weeks – 6 months)

Intermediate Buck (6 – 8 months)
 Senior Buck (Over 8 months)
 Junior Doe (6 weeks – 6 months)
 Intermediate Doe (6 – 8 months)
 Senior Doe (Over 6 months)

First place rabbits in the subclasses will receive class winner ribbons and compete for champion.

Champion Non-standard Commercial Rabbit – Trophy
Reserve Champion Non-standard Commercial Rabbit – Trophy

Pens of 3

Classes:

- 28025 Pen of 3 Market – Three (3) rabbits for meat animals, 3-5 pounds, not over 10 weeks of age on day of show. These rabbits cannot show in any other class. Rabbits will be weighed at check-in and those not meeting weight will be sent home.

First Place Rabbit Pen of 3 Market – Trophy

- 28026 Production Pen – Doe and young rabbits (15-24 days old) on the day of check in. Doe and kits cannot be shown in any other classes. Secure cages to protect babies. Babies must have eyes open, significant fur development, and be active to be shown at fair. The eligibility of the babies to be shown is at the discretion of the superintendent.

First Place Rabbit Production Pen – Trophy

Rabbit Fur Class

Class:

- 28027 Fur Class – Each exhibitor may select one rabbit from entries in previous classes to show for best fur.

First Place Rabbit Fur Class – Trophy

Rabbit Costume Class

Class:

- 28028 Costume Class – Rabbit dressed in a costume. One entry per exhibitor. Animal must already be entered in another class.

First Place Rabbit Costume Class – Trophy

Educational Rabbit Poster Class

Class:

- 28029 Educational Rabbit Poster - one 22" X 28" poster/member (open to any member enrolled in rabbit project). Poster should illustrate one or more facts on raising rabbits or an ARBA breed of rabbits. On back of poster attach a 3" X 5" card with name, club, grade just completed and sources of information. Bring poster to rabbit check-in from 4 pm - 6 pm on Wednesday of fair. Each poster will be displayed in the rabbit barn will receive a ribbon which will be announced during rabbit show on Saturday. Poster cannot be shown in any other class including 510 Animal Science.

Judging Criteria: appearance (neat & correct spelling) **10**, correct size **10**, appeal (theme, creativity, attracts attention) **10**, layout (balanced, not crowded, use of color, shape , size) **20** and accuracy **50**.

First Place Rabbit Poster - Trophy

Champions

Largest Sr. Rabbit Class - Trophy
Smallest Sr. Rabbit Class - Trophy
Best in Show - Trophy

Rabbit Showmanship

- After winning Junior or Intermediate Showmanship, a member will advance to the next age division. A member will be allowed to win Senior Showmanship only once.
- *Junior Novice Rabbit Showmanship* is for 4th-6th grade members in showmanship for the first time.
- *Junior Showmanship* is for 5th & 6th grade members who have participated in showmanship in previous years.
- *Novice Rabbit Showmanship* is for Intermediate (7th & 8th grade) or Senior (9th-12th grade) members in showmanship for the first time.
- *Intermediate Showmanship* is for 7th & 8th grade members who have participated in showmanship in previous years.
- *Elite Showmanship* classes will include current year winners (Jr, Int, Sr, Jr Novice, and Novice), past senior showmanship winners and past Elite winners who are still in 4-H/FFA and exhibitors at fair.

- 28034 **Senior Showmanship – Plaque and Cash**

- 28035 **Intermediate Showmanship** – *Plaque and Cash*
 28036 **Junior Showmanship** – *Plaque and Cash*
 28037 **Junior Novice Showmanship** – *Plaque and Cash*
 28038 **Novice Showmanship** – *Plaque and Cash*
 28039 **Elite Showmanship** – *Medal*

Rabbit Royalty Contest

All contestants must have completed 9th grade, be 16 years old or older, must be a current 4-H or FFA member and have completed at least two years in either 4-H or FFA. The contestant must have a current project in the rabbit project area through either Boone County 4-H or FFA. The Boone County Rabbit Committee or representatives appointed by them will act as judges. Contestants will be judged on the basis of personality (40%); ability to express themselves, both in writing and verbally (30%); 4-H, FFA, and other activities (10%); and knowledge of the rabbit industry (20%). The King and Queen must be willing to pass out ribbons during the Boone County Youth Rabbit Show and the Boone County 4-H/FFA Show, ride in the Boone County Fair Parade, represent the Boone County 4-H/FFA by participating in local parades and other various county activities, participate in various rabbit clinics in Boone County throughout the current year, and be present the following year at the coronation of the next Rabbit Royalty. The contestants may act as the Boone County Rabbit Royalty only once, unless in any given year there are no other first time nominees.

Entry Deadline: June 15, 2024

Entry Form available online www.extension.iastate.edu/boone/county-fair

POULTRY & MISC FOWL

Department 290

- All exhibitors are to read and follow all of the Livestock General Rules, Iowa Youth Code of Ethics, Health Requirements for Fair Exhibition, and Herdsmanship Guidelines in the front of the Fair Book. **All 4-H poultry exhibitors must be Youth for the Quality Care of Animals certified by July 1.**
- State Health Rule Requirements:** All Poultry must be tested by an authorized tester yearly within 90 days of the fair with the exception of market pen entries (meat broilers). Watch the 4-H newsletter for testing dates and contact the superintendent for appointments (special arrangements can also be made). \$2.00 per bird is due at pullorum testing for testing supplies and bedding during county fair. No testing will be done on entry day. Untested birds will be refused entry.
All poultry should be dusted May 1 and May 15 for mites and lice.
- Entries:** Exhibitors may show a maximum of three (3) entries of the same color of the same breed in each class. Poultry must be selected from exhibitor's project and be in possession by May 15, except Class 29006 Market Pen. **Entry Process:** The responsibility for making proper entry rests upon the exhibitor. Online entry using Fair Entry is available at www.extension.iastate.edu/boone/county-fair. All entries must be submitted online by July 1 through the FairEntry to avoid paying a late fee. Entries after July 1st must be made in the Extension Office during office hours and will be charged a late fee of \$5 per business day after the July 1st Deadline. Substitutions will be allowed only at Superintendent's discretion. **Limit of 15 poultry entries** (not including Showmanship or Eggs). A production or market pen counts as one entry, and these birds may not show in any other class.
- Bedding Fee:** \$2.00 per bird will be collected at the time of pullorum testing for testing supplies and bedding at County fair. No refunds will be given.
- Check - In:** Enter poultry at south end of Poultry Barn during designated time. Market Pens (Meat Broilers) will come the day of the show and leave after the show. Market Pens have a different Check-in time. (See schedule in this Fair Book.) Parking allowed only long enough to unload. All birds will be checked for health and leg bands. Sign up to supervise the poultry building before birds are placed in pens. One exhibitor per pen. Animals with lice will be treated outside the grounds and animals with disease will be sent home. Complete stall card including breed.
- Criteria - Age Guidelines**
 - Cocks/hens are male/female chickens 1 year or older
 - Cockerels/pullets are male/female chickens less than 1 year old
 - Pheasants and quail require proof that the eggs were hatched by a person

- with a Game Breeder's Permit from the DNR.
- Showmanship:** Participation in showmanship is required to exhibit in other poultry classes.
 - Water and Feed Containers:** Exhibitors must take care of their own exhibits daily. Water and Feed containers will be provided. Other feed and water containers will be examined by Superintendents, who will request exhibitor to replace unsuitable containers.
 - Herdsmanship: Rules pertaining only to poultry:**
 - Club identification must be above cages.
 - Water must be in pens at all times. Container can be tin, heavy plastic, crock, etc.
 - If feed is left in cage, container must be hooked on side of cage. Keep feed beneath cages in a wood or plastic container with a lid. All items under cage must be neat and orderly.
 - Wire cages and carriers may be stored neatly under pens.**
 - Manure – during Fair leave droppings under cages.
 - Remove eggs from cages
 - Barn host shall encourage the public to keep hands out of cages. Read safety rules posted outside your area. Keep host area tidy. **See General Herdsmanship Guidelines for other duties.**
 - Show Day:** Classes may be combined or separated depending upon number of entries. All exhibitors shall wear an exhibitor number on the back of their official exhibitor shirt while showing poultry. Classes may be split into Jr., Int., and Sr. groups if more than 15 entries. If exhibitors do not line up substitute showman or talk to the superintendent ahead of time, exhibits will not be presented at show day.
 - Supervising Building:** All poultry exhibitors will sign up for a time to supervise the Poultry exhibits area during the fair. Responsibilities include monitoring exhibits, welcoming visitors, and cleaning and maintaining the area. This is a civic engagement activity for your records.
 - Release:** Poultry can be put in transport cages at 4:45 pm but can not leave the Poultry/Rabbit Barn until 5:00 pm. Animals must be picked up by **7 pm** on Sunday. Premium money will be withheld if exhibits leave early or are not picked up by 7:00 pm on Sunday. **All exhibitors are expected to help with clean up of the Poultry Area at the time of release., if they do not help with clean up they may be subject to forfeit premiums.** Wash feed and water containers prior to removing poultry from cages (can start as early as 4:30). Lift cages up and remove manure and bedding and put in manure pile. See page 10 for release instructions and procedures.
 - Ribbons:** Ribbons will be awarded based upon the quality of exhibit and will be given at the discretion of the judge. Exhibitors need to know the breed of poultry/fowl. No class will automatically receive any of the awards offered. Purple, Blue, Red, and white ribbons will be awarded, if deserving.
 - Sale:** No "For Sale" signs are to be posted until after show. Sale cannot take place until check out.
 - Market Animal Exhibitor Fund:** All commercial goose, commercial duck, commercial turkey and broiler pens are eligible to participate in the Market Animal Exhibitor Fund for premium money, does not include dual purpose poultry. No animals will be auctioned off. If someone would like to purchase your poultry they need to contact the poultry superintendent.

Egg Production

Classes

- 29001 One Dozen Eggs—*Brown*
 29002 One Dozen Eggs—*White*
 29003 One Dozen Eggs—*Pigmented*
Champion One Dozen Eggs – Trophy

Production and Market Pens

These birds can not show in any other class – All three should be the same breed/ or cross and color.

Classes

- 29004 Production Hens (more than 1 year of age) – pen of three hens (limit 3 pens)
Champion Production Hens – Trophy
- 29005 Production Pullets (less than 1 year of age) – pen of three pullets (limit 3 pens)
Champion Production Pullets – Trophy
- 29006 Market Pen – pen of three (3), fryers, broilers, or roasters up to 8 lbs. (live weight) per bird. No dual purpose birds. Limit 3 pens.
Champion Market Pen Poultry – Trophy

Chickens

Classes

- 29007 Bantam – Cock – *Class Winner Ribbon*
 29008 Bantam – Hen – *Class Winner Ribbon*
 29009 Bantam – Cockerel – *Class Winner Ribbon*
 29010 Bantam – Pullet – *Class Winner Ribbon*

Champion Bantam Chicken – Trophy
Reserve Champion Bantam Chicken – Trophy

- 29011 Standard – Cock – Class Winner Ribbon
 - 29012 Standard – Hen – Class Winner Ribbon
 - 29013 Standard – Cockerel – Class Winner Ribbon
 - 29014 Standard – Pullet – Class Winner Ribbon
- Champion Standard Chicken – Trophy
Reserve Champion Standard Chicken – Trophy

Other Fowl

Classes

- 29015 Commercial Duck – Pen of one (1) hen or drake
Champion Commercial Duck – Trophy
- 29016 Fancy Duck – pen of one (1), hen or drake
Champion Fancy Duck – Trophy
- 29017 Fancy or Commercial Turkey – Pen of one (1), hen or tom
Champion Turkey – Trophy
- 29018 Fancy or Commercial Goose – Pen of one (1), goose or gander
Champion Goose – Trophy
- 29019 Miscellaneous Fowl – Pen of one, male or female, does not include Turkeys (Standard)
Champion Miscellaneous Fowl – Trophy
- 29020 Pigeon – Pen of one male or female
Champion Pigeon – Trophy

Poultry Showmanship

Showmanship scores will be determined on the following basis:

- Demonstration before a judge
- Oral questions from a judge

Classes

- 29021 Senior Showmanship—Plaque and Cash
 - 29022 Intermediate Showmanship—Plaque and Cash
 - 29023 Junior Showmanship—Plaque and Cash
 - 29024 Novice Showmanship—Plaque and Cash
- Novice Poultry Showmanship is for Intermediate (7th & 8th grade or Senior 9th—12th grade) members in showmanship for the first time.

Poultry Costume Class

- 29025 Costume Class — Costume is not worn during county fair. Bring an 8X10 photo of your bird in a costume to check in. Photos will be on display throughout fair and winners will be chosen by the public.

HORSE, PONY & MULE

Department 300

1. All exhibitors are to read and follow all of the Livestock General Rules, Iowa Youth Code of Ethics, Herdsmanship Guidelines and medication/vet requirements in the front of the Fair Book. Because horses are carriers of tetanus, it's highly recommended that all exhibitors have a current tetanus vaccination prior to the show.
2. **Identification and Photos:** Each 4-H horse, pony, or mule must be identified in 4honline by **May 15** by every member of the family that may show it. Each FFA horse, pony, or mule must be identified using the online FFA nomination process, and submitted online on or before **May 15**. FFA members should consult with their advisor for the online nomination process. Only properly identified horses, ponies or mules may be entered as a 4-H/FFA exhibit at the Boone County Fair. Four full color photos, one each of the horse's front side, rear side, left and right side (profiles) must be uploaded online. No changes may be made to the identification information after May 15, including ownership. All signed leases must be uploaded online by May 15.
3. **Family Members:** A horse may be shown by more than one member of a family with the following limitations:
 - The horse may NOT be shown more than once in each class. At no time can a horse compete against itself.
 - Each member is encouraged to take a major role in the training of his/her mount.
 - Each 4-H/FFA member may exhibit their own horse or a sibling's horse up to a limit of 3 different horses, provided they have been properly identified.
4. **YQH (Youth for Quality Horsemanship):** Each horse project member is

required to attend one of the designated Friday evening horse workouts at the fairgrounds horse arena and complete all of the required safety topics. It is the responsibility of the 4-H member to turn in their completed verification card to the extension office before the July 1 deadline.

5. **Entries:** Complete entries online in Fair Entry before **July 1** deadline. Payment of \$40 horse stall/maintenance fee may be made online at time of entry or paid by cash or check at the extension office by July 1. **No late horse entries allowed.**
 - Refer to *General Livestock Rule #1* for ownership and management agreements. Leased horses may not show in halter classes, but may be shown in showmanship.
 - A maximum of three horses, ponies, or mules may be entered and shown at the county fair per member, provided they have been properly identified. Mares with foals count as one entry. Maximum of one leased horse per member may be shown at county fair.
 - If a 4-H'er leases a horse, that horse shall be the only riding horse the 4-H'er brings to county fair as a 4-H project horse.
 - A 4-H/FFA member must have a horse on the grounds in order to participate in any horse class or activity during fair.
6. **Arrival and Stalling:** **Horses must be on the grounds and vet checked between 6-10 am and ready to be measured by club at 11:30 am on Wednesday.** All horses must check in. Association cards will be honored. Horses, including yearlings, showing only in halter will not be stalled. One horse/pony/mule per stall, with the only exception being mares with foals. Mares and foals will be stalled only if the mare is entered in riding events. Horses not stalled will be vet checked and measured from **7:00—7:30 am** on Thursday at the horse arena. These animals can be fitted/shown out of their trailers at this time. Animals and trailers must leave the west lot following the Thursday horse show. Clubs will be stalled together as assigned by the Horse Committee. Horses must remain in the barn at night. No tack stalls are permitted.
7. **Class Division Criteria**
 - Unless otherwise noted, Juniors are 4th - 6th graders; Intermediates are 7th and 8th graders; Seniors are 9th - 12th graders (grade just completed); Graduates are previous years' FFA graduates.
 - Foal was born in the calendar year of this fair. Yearling was born in the calendar year previous to this fair. Stallion colts only to be shown as foal, foaled in current calendar year.
8. **Judging:** Showmanship, Halter and Performance classes will be judged based on scoring procedures listed in *A Guide for 4-H Equine Shows and Events in Iowa (4-H 511C)*. This guide is available from the Extension Office. Riders in poles and barrels classes may choose to dismount or ride out of the gate. Exhibitors will receive purple, blue, red, or white ribbons at the discretion of the judge or based on time and premium money awarded. Exhibitors with "no times" or disqualification will receive a white ribbon. All horse classes will enter through the south gate and exit using the north gate. Horses must enter the ring unassisted and the gate must be closed before starting the class or course. No horses will gallop into or out of the show ring since this endangers other exhibitors and spectators. 4-H and FFA exhibitors must be mounted when entering the arena for riding classes. **Exhibitors will be allowed 15 seconds to begin course after the ready signal is given.**
9. **Attire**
 - Exhibitors are to follow the current 4-H Iowa State Fair and "4-H Rules and Regulations for Equine Shows in Iowa" (4H511C) attire rules unless specified otherwise in the Boone County Fair book.
 - All youth participating in all mounted events must wear an American Society of Testing Materials (ASTM) and Safety Engineering Institute (SEI) approved head gear with chin strap and properly fitted harness at all times while mounted and riding or driving, including warm-up. Each exhibitor should have his/her own helmet.
 - 4-H & FFA youth exhibitors in all classes (excluding English who must wear appropriate attire) will wear dark blue jeans, a plain long-sleeved shirt/blouse (no bling or embellishments) with a 4-H or FFA armband, and appropriate hat (for halter) or helmet if mounted. The provided official exhibitor shirt is allowed for the Fun Show, poles, and barrels. (no club or Iowa State Fair shirts will be allowed)
 - Hard-soled boots or shoes must be worn at all times in all events.
 - Exhibitors not wearing prescribed dress will be disqualified.
10. **Exercise:** 4-H & FFA youth exhibitors may exercise mounts in the horse arena. Non 4-H/FFA members are not allowed to ride horses one hour before or until ½ hour after shows. Shoes and appropriate attire are expected. No loose horses allowed in horse arena at any time.
11. **Promptness:** In all classes, it is the exhibitor's responsibility to be in the ring when the class is called. An exhibitor causing unnecessary delay of the show in any class will be eliminated from showing in that class. Exhibitors are to be familiar with the order of showing and listen to the PA system for each class called to the ring.
12. **Good Sportsmanship:** Unnecessary roughness or discourtesy will dismiss the

rider from further competition for the entire show. Abuse of horses will not be tolerated. There will be no hitting of the horse or pony in front of the girth. Each rider must keep his horse under control or be excused from the ring.

13. **Grooming:** Exhibitors are to follow the current 4-H Iowa State Fair and "4-H Rules and Regulations for Equine Shows in Iowa" (4H511C) grooming rules unless specified otherwise in the Boone County Fair book. 4-H/FFA members are expected to groom and show their animals with a minimum amount of assistance from other persons. Use of whips and other attention-getting devices may be used at the exhibitor's request as long as use doesn't interfere with the performance of another horse. No Paint or glitter will be allowed on horses in classes on Thursday.
14. **King & Queen:** Selected from grades 9-12 and attendants from grades 4-8. They will be chosen based on their overall performance in the areas of horsemanship, attitude and general conduct, care of stall, and personal grooming during the Boone County Fair. May only serve 1 year in each position.
15. **Trail Class:** This class will include obstacles that the exhibitor might encounter and will be performed as a pattern class: back through obstacle, open mail box, bridge, side pass, gate, 360° box, lope over, trot over, and walk over. Exhibitors may attempt an obstacle a maximum of three times. Each exhibitor will be allowed one entry in trail. This entry may be performed mounted or in hand. Attire for trail class is the same as performance classes.
16. **Staging Rules:** Horses must be led to the arena using the roped off lane to the north of the parking lot. No riding horses between the barns and the arena. No horses will be allowed south of the horse arena for reasons of pedestrian safety. Area north of horse arena is for exhibitors and horses only. The holding pen is to be used for check-in of contestants for next class. Tack changes may occur in the holding pen with a 5-minute time limit.
17. **Herdsmanship:** *Rules pertaining only to horses, ponies & mules:*
 - Wood type bedding should be adequate, clean, dry and in place.
 - Provide feed as needed. Remove feed bucket when horse is finished eating.
 - Animals need more water in hot weather.
 - Water bucket may be in stall at all times.
 - Remove hay bag when empty. Retie hay bales.
 - Keep tack neat and orderly with saddles hung or properly stowed.
 - Keep alleys raked clean. Do not use a broom.
 - Recommend an extra lead rope and halter hung on outside of stall overnight in case of emergency.
 - See *General Herdsmanship Guidelines* for other duties.
18. **Release:** All horses must remain on the fairgrounds until 5:00 pm Sunday. Horses must be out of the barns by 7:00 pm Sunday. See page 10 for all animal release information. Premium money will be withheld for exhibitors that leave early.

Trail

Wednesday—Come and go from 5:00-7:00 pm — East Arena
Limit 1 entry per rider, mounted or in hand

Classes

- 30430 Graduate Trail (*ribbon only class*)
- 30330 Senior Trail
- 30230 Intermediate Trail
- 30130 Junior Trail
- 30530 Champion Trail—Mounted (*4th-12th grades*)
- 30031 Open In Hand Trail (*4th-12th grades*)

Costume

Wednesday— 7:30 pm—East Arena
Limit 1 entry per rider, mounted or in hand

Classes

- 30035 Open Costume Class—Mounted (*4th-12th grades*)
 - Costume must be appropriate and safe showing at all 3 gaits and must not interfere with the performance of another horse.
- 30036 Open Costume Class—In Hand (*4th-12th grades*)

Showmanship/Halter

Thursday—8:00 am—East Arena

7:00-7:30 am Measure horses that are not stalled
 8:00 am National Anthem

Classes

- 30425 Graduate Showmanship (*ribbon only class*)
- 30325 Senior Showmanship
- 30225 Intermediate Showmanship
- 30125 Junior Showmanship
- 30525 Champion Showmanship (*4th-12th grades*)

Halter Classes

Thursday—Follows Showmanship — East Arena
Limit 1 class per horse

Classes

- 30001 Weanling & Yearling Pony
 - 30002 2 & 3 Year Old Pony
 - 30003 4+ Year Old Pony—48" & Under
 - 30004 4+ Year Old Pony—Over 48" & Under 53"
 - 30005 4+ Year Old Pony—53" & Under 57"
- All 1st and 2nd place ponies in classes 30001-30005 compete for Champion and Reserve Champion Pony**

All horses must measure 57" or over

- 30010 Weanling & Yearling Horse
 - 30011 2 & 3 Year Old Mare
 - 30012 2 & 3 Year Old Gelding
 - 30013 4-7 Year Old Mare
 - 30014 4-7 Year Old Gelding
 - 30015 8+ Year Old Mare
 - 30016 8+ Year Old Gelding
- All 1st and 2nd place Mares in classes 30010-30015 compete for Champion Mare**

All 1st and 2nd place Geldings in classes 30010-30016 compete for Champion Gelding

- 30020 Mule or Donkey — All Ages
- 30021 Draft Type — All Ages

Class winners in 30020 and 30021 will be considered Champions

Performance Classes

Thursday—Noon—East Arena

Classes

- 30040 Open Tandem Bareback Equitation (*4th-12th grades*)
- 30442 Graduate Bareback Walk-Trot (*ribbon only class*)
- 30342 Senior Bareback Walk-Trot
- 30242 Intermediate Bareback Walk-Trot
- 30142 Junior Bareback Walk-Trot
- 30441 Graduate Bareback Pleasure (*ribbon only class*)
- 30341 Senior Bareback Pleasure
- 30241 Intermediate Bareback Pleasure
- 30141 Junior Bareback Pleasure
- 30465 Graduate English Pleasure (*ribbon only class*)
- 30065 Open English Pleasure (*4th-12th grades*)
- 30466 Graduate English Equitation (*ribbon only class*)
- 30066 Open English Equitation (*4th-12th grades*)
- 30451 Graduate 2 & 3 Year Old Western Pleasure (*ribbon only class*)
 - Horse not eligible for any other western or ranch pleasure class
 - Snaffle bit or bosal
 - Any height mount eligible
- 30051 Open 2 & 3 Year Old Western Pleasure (*4th-12th grades*)
 - Horse not eligible for any other western or ranch pleasure class
 - Snaffle bit or bosal
 - Any height mount eligible
- 30450 Graduate Walk-Trot (*ribbon only class*)
- 30350 Senior Walk-Trot
- 30250 Intermediate Walk-Trot
- 30150 Junior Walk-Trot
- 30487 Graduate Timed Event Horse Pleasure (*ribbon only class*)
 - Horse not eligible for ranch or western pleasure classes
- 30387 Senior Timed Event Horse Pleasure
 - Horse not eligible for ranch or western pleasure classes
- 30287 Intermediate Timed Event Horse Pleasure
 - Horse not eligible for ranch or western pleasure classes
- 30187 Junior Timed Event Horse Pleasure
 - Horse not eligible for ranch or western pleasure classes
- 30452 Graduate Ranch Horse Pleasure (*ribbon only class*)
 - Horse not eligible for timed event or western pleasure classes
- 30352 Senior Ranch Horse Pleasure
 - Horse not eligible for timed event or western pleasure classes
- 30252 Intermediate Ranch Horse Pleasure
 - Horse not eligible for timed event or western pleasure classes
- 30152 Junior Ranch Horse Pleasure
 - Horse not eligible for timed event or western pleasure classes
- 30552 Champion Ranch Horse Pleasure (*4th-12th grades*)

- 30453 Graduate Western Pleasure (*ribbon only class*)
- Horse not eligible for timed event or ranch horse pleasure classes
 - Any height mount eligible
- 30353 Senior Western Pleasure (*57" and Over*)
- Horse not eligible for timed event or ranch horse pleasure classes
- 30253 Intermediate Western Pleasure (*57" and Over*)
- Horse not eligible for timed event or ranch horse pleasure classes
- 30153 Junior Western Pleasure (*57" and Over*)
- Horse not eligible for timed event or ranch horse pleasure classes
- 30553 Champion Western Pleasure (*4th-12th grades*)
- 30054 Open Pony Pleasure (*Under 57"*) (*4th-12th grades*)
- Pony not eligible for timed event, ranch horse or western pleasure horse classes
- 30455 Graduate Ranch Riding (*ribbon only class*)
- 30355 Senior Ranch Riding
- 30255 Intermediate Ranch Riding
- 30155 Junior Ranch Riding
- 30456 Graduate Western Horsemanship (*ribbon only class*)
- 30356 Senior Western Horsemanship
- 30256 Intermediate Western Horsemanship
- 30156 Junior Western Horsemanship
- 30480 Graduate Egg & Spoon (*ribbon only class*)
- 30380 Senior Egg & Spoon
- 30280 Intermediate Egg & Spoon
- 30180 Junior Egg & Spoon
- 30457 Graduate Horse or Pony Cart (*ribbon only class*)
- 30057 Open Horse or Pony Cart (*4th-12th grades*)

Timed Events

Friday—6:00 pm—East Arena

Barrels & Poles: Limit 2 entries per rider

6:00 pm National Anthem

Classes

- 30470 Graduate Barrel Racing (*ribbon only class*)
- 30370 Senior Barrel Racing
- 30270 Intermediate Barrel Racing
- 30170 Junior Barrel Racing
- 30570 Champion Barrel Racing (*4th-12th grades*)
- 30471 Graduate Pole Bending (*ribbon only class*)
- 30371 Senior Pole Bending
- 30271 Intermediate Pole Bending
- 30171 Junior Pole Bending
- 30571 Champion Pole Bending (*4th-12th grades*)

Fun Show

Friday, following Timed Events and
the crowning of the King and Queen— East Arena
Limit 1 entry per rider per class

Classes

- 30486 Graduate Flag Race (*ribbon only class*)
- 30386 Senior Flag Race
- 30286 Intermediate Flag Race
- 30186 Junior Flag Race
- 30483 Graduate Keyhole (*ribbon only class*)
- 30383 Senior Keyhole
- 30283 Intermediate Keyhole
- 30183 Junior Keyhole
- 30485 Graduate Figure 8 Race (*ribbon only class*)
- 30385 Senior Figure 8 Race
- 30285 Intermediate Figure 8 Race
- 30185 Junior Figure 8 Race

EXOTIC ANIMAL

Department 310

1. All exhibitors are to read and follow all Livestock General Rules, Iowa Youth Code of Ethics, Health Requirements for Fair Exhibition, and Herdsmanship Guidelines in the front of the Fair Book.
2. **Eligibility of Exhibitors:** Entries are open to 4-H/FFA youth exhibitors enrolled in a related animal project or the self determined project area. An animal

science exhibit in class 10110 could be an outgrowth of this project.

3. Eligibility of Animals

- Animals which do not fit into other divisions are eligible for this class providing health requirements are met (*example: no swine such as pot-bellied pigs*).
- Animals must be owned by the exhibitor or exhibitor's family and in possession of exhibitor by May 15. The exhibitor should be the primary caregiver.
- **Entry Process:** The responsibility for making proper entry rests upon the exhibitor. Online entry using Fair Entry is available at www.extension.iastate.edu/boone/county-fair All entries must be submitted online by July 1 through the FairEntry to avoid paying a late fee. Entries after July 1st must be made in the Extension Office during office hours and will be charged a late fee of \$5 per business day after the July 1st Deadline.

4. Arrival

- If proper space can be secured where the safety of the animal and the safety of the public can be secured, the animal may have the option to stay at the County Fair from Wednesday (during designated arrival time) until release on Sunday. If animal doesn't stay for the duration of the County Fair, animals entered may only come for the duration of the Exotic Show.
- Check in 10 minutes before the show starts. Exotic animals must not be taken into the livestock barns, unless housed in that specific barn.
- Exotic Animals must be on leash or in appropriate cages at all times and be under the control of the exhibitor. Exhibitors must supply necessary equipment for exhibiting and feeding.
- Wear exhibitor number on the front of your official exhibitor shirt. See General Rules for attire.

5. Judging

- Exhibits will be evaluated by individual conference with the judge.
Criteria and points to total 100 include:
Health (20) Behavior and Handling (20) Nutrition (15)
Knowledge of Exhibitor (20)
Environment (15) Grooming (10)
- Due to health concerns, only the exhibitor and judge should touch the pets during the shows. Wash hands.
- 6. **Ribbons:** Ribbons will be awarded based upon the quality of the exhibit at the judge's discretion. No class will automatically receive any of the awards available. Blue, red, and white ribbons will be awarded, if deserving.

Class:

- 01001 Exotic Animals
Champion Exotic Animal—Trophy
Reserve Champion Exotic Animal—Rosette

SMALL PETS

Department 320

1. All exhibitors are to read and follow all of the Livestock General Rules, Iowa Youth Code of Ethics, Health Requirements for Fair Exhibition, and Herdsmanship Guidelines in the front of the Fair Book.
2. **Eligibility of Exhibitor:** Entries are open to any 4-H/FFA youth exhibitors enrolled in the pet project by May 15. An exhibit in the Animal Science class (10101) may be an outgrowth of any animal project.
3. **Eligibility of Animals**
 - Animals must be owned by the exhibitor or exhibitor's family and in possession of exhibitor by May 15. The exhibitor should be the primary caregiver.
 - **Entry Process:** The responsibility for making proper entry rests upon the exhibitor. Online entry using Fair Entry is available at www.extension.iastate.edu/boone/county-fair All entries must be submitted online by July 1 through the FairEntry to avoid paying a late fee. Entries after July 1st must be made in the Extension Office during office hours and will be charged a late fee of \$5 per business day after the July 1st Deadline.
 - Limit of two entries per class.
 - All pets must be healthy at the time of the show. Responsible pet owners control the breeding of their animals. Exhibiting pregnant animals is discouraged.
 - No wildlife allowed. No swine including pot-bellied or pigs.
 - Cats and dogs must be exhibited in their appropriate shows. Rabbits may not enter both Rabbit and Small Pet Divisions. Rabbits shown only in Small Pets do not need to be tattooed and stay only during the show, and not housed in the Rabbit Barn.
 - Larger Animals (such as: fainting goats, llamas, etc.) must be shown in the Exotic Animal Show not in Small Pets.

4. **Arrival**
 - Pets entered in this show may be on the Fairgrounds only during show time. This rule is made in the best interest of the animals' health and their ability to withstand the temperatures and environment of the Fair.
 - Check in at the Community Building **15 minutes** before the show starts. Pets must not be taken into the livestock barns.
 - Pets must be on leash or in appropriate cages at all times and be under the control of the exhibitor. Exhibitors must supply necessary equipment for exhibiting and feeding.
 - Wear exhibitor's number on the front of your official exhibitor shirt. See General Rules for attire.
 - Exhibitors will be required to come to the stage and talk to the audience about their pet.
5. **Judging**
 - Exhibits will be evaluated by individual conference with the judge. Criteria and points to total 100 include:
 - Health (20) Behavior and Handling (20)
 - Nutrition (15) Knowledge of Exhibitor (20)
 - Environment (15) Grooming (10)
 - If the pet isn't brought in its regular habitat, you may want to bring a photograph of the pet in its home habitat.
 - Due to health concerns, only the exhibitor and judge should touch the pets during the shows. Wash hands.
 - 4-H & FFA exhibitors will be asked to use the microphone and tell the audience about their pet.
 - Bring completed Boone County 4-H/FFA Small Pet Project Record to judging.
6. **Ribbons**
 - Ribbons will be awarded based upon the quality of exhibit at judge's discretion. No class will automatically receive any of the awards available.
 - Blue, red, and white ribbons will be awarded, if deserving.

Classes:

- 32001 Birds (1 bird)
 - 32002 Fish
 - 32003 Gerbils (pen of 1 or 2)
 - 32004 Guinea Pigs (pen of 1 or 2)
 - 32005 Hamsters (pen of 1 or 2)
 - 32006 Mice/Rats (pen of 1 or 2)
 - 32007 Pet Rabbits, Ferrets, Chinchillas (pen of 1 or 2)
 - 32008 Reptiles (pen of 1 or 2)
 - 32009 Amphibians (pen of 1 or 2)
 - 32010 Other (please specify on entry)
(No miniatures of larger livestock, including horses)
 - 32011 Small Pet Trick (optional) – No pre-signup
- Champion Small Pet – Trophy**
Reserve Champion Small Pet – Trophy

DOG

Department 330

Because the safety of both dogs and 4-H/FFA members is of paramount importance, the following rules will be enforced.

1. All exhibitors are to read and follow all of the Livestock General Rules, Iowa Youth Code of Ethics, Health Requirements for Fair Exhibition, and Herdsmanship Guidelines in the front of the Fair Book.
2. **Eligibility of Exhibitor**
 - **Training Class-**
 - Exhibitor and dog teams must attend at least 50% of the 4-H dog classes held. (Canceled classes don't count toward the 50%.)
 - Only Exhibitors are allowed to participate in training dog(s) during class.
 - **Competition Classes-**
 - Exhibitor and dog teams must meet class qualifications.
 - All exhibitors entering the agility and/or showmanship divisions **MUST ALSO** enter and exhibit in at least one obedience class, this includes rally.
 - **1st year exhibitor and dog teams are not eligible to compete in Agility.** Exceptions may be made based on the discretion of the superintendent and trainers.
 - Classes are listed in order of novice to advanced. Once a team has advanced to a higher class they cannot enter a less advanced class.
 - **Exhibitor Conduct-**
 - Exhibitors shall not strike dogs nor use any other unnecessarily harsh physical means of disciplining dogs.

- The exhibitor must be ready when the class is called.
- **Exhibitor Dress-**
 - *Shirt*—official exhibitor shirt
 - *Pants*—Blue, black, or khaki jeans, slacks, capris or dress shorts (no athletics shorts short shorts, or jean shorts)
 - *Shoes*—No open toed shoes (sandals or flip flops) are allowed in the show ring. It is recommended that exhibitors wear tie shoes.
 - No caps or hats are allowed in the show ring.
- 3. **Eligibility of Dogs:** Dog must meet the following requirements:
 - Be identified in 4honline by May 15.
 - Must have current rabies vaccination. Exhibitors must have a Veterinarian's Certificate showing the dates of immunization in 4honline prior to attending training class. Puppies over four (4) months old can participate in dog obedience classes and Fair if they have a rabies vaccination.
 - Any dog deemed unsafe by the superintendent, trainers and/or judge will not be permitted to participate. Examples of being unsafe could include aggression towards humans or other dogs.
 - Entries in this division are open to purebred or mixed breed dogs.
 - Female dogs in season, pregnant, or nursing may not participate in obedience classes or be shown at the fair.
 - Dogs may not have obedience, rally or agility titles outside of 4-H and FFA not earned by the 4-H/FFA handler.
 - The use of choke chains, buckle collars with no tags and gentle leaders can be used in obedience and rally
 - Prong or pinch collars or harnesses may be used for training but not used during the show.
 - Showmanship classes may use show leads or gentle leaders.
- 4. **Team = an exhibitor (handler) and dog pair**
- 5. **Entry Process:** The responsibility for making proper entry rests upon the exhibitor. Online entry using Fair Entry is available at www.extension.iastate.edu/boone/county-fair All entries must be submitted online by July 1 through FairEntry to avoid paying a late fee. Entries after July 1st must be made in the Extension Office during office hours and will be charged a late fee of \$5 per business day after the July 1st Deadline.
- 6. **Arrival**
 - All exhibitors with dogs must report to the Fairgrounds thirty minutes before show time. See schedule in back of Fair Book.
 - All dogs must be on the leash or in a kennel at **ALL** times except when being shown. Dog owners will provide their own water pan and food. All dogs must be kept away from all other animals at the Fair and out of the exhibit building and barns at all times. Dogs are allowed on fairgrounds only during the show.
- 7. **All dogs on the premises during class and shows must have a rabies certificate uploaded in 4honline.**
- 8. **Treats**—For the shows, treats are only allowed in the showmanship classes. If treats are used in any other class, the exhibitor will be excused from the class and will not receive any placement or premium for that class.
- 9. If the exhibitor is to be exhibiting in a showmanship and an obedience class (including rally) at the same time, the showmanship class has precedence. The exhibitor is responsible for letting the show ring steward in their obedience/rally ring know where they are. Exhibitors are responsible for checking with both rig stewards prior to their class.
- 10. **Jumps**—Jumps will be measured at shoulder height (withers) for those classes requiring jumps. Exhibitors are to know the jump height for their dog before entering the ring. Classes are divided by 4 jump height divisions with height measured at the shoulder (withers):

Division	Tire Jump Height	Broad Jump Width
A— Up to 10"	4"	8"
B— 10.1 to 14"	4"	12"
C— 14.1" to 18"	8"	16"
D— Over 18.1"	12"	20"

*Veteran/Special Needs Dogs will jump at a lower height determined by superintendent and/or trainer.

Dog Obedience

Scoring and Awards

- Ribbons will be awarded as follows:
 - *Purple* 190-200 points
 - *Blue* 170-189 ½ points
 - *Red* 150-169 ½ points
 - *White* 149 ½ or lower

Obedience Classes:

33001: Beginners-Novice A – Trophy - This class is ONLY for teams in their first year of 4-H dog obedience training. Teams may only compete in this class for one year. Exercises:
Heel ON leash – 40 pts

Figure 8 ON leash – 40 pts
Recall NO finish ON leash – 40 pts
Long sit (1 min) Handler at the end of the leash – 40 pts
Long down (1 min) Handler at the end of the leash – 40 pts

33002: Beginners-Novice B – Trophy - This class is ONLY for teams with one first year member (the other team member may have previous experience). Teams may only compete in this class for one year. Exercises:

Heel ON leash – 40 pts
Figure 8 ON leash – 40 pts
Recall NO finish ON leash – 40 pts
Long sit (1 min) Handler at the end of the leash – 40 pts
Long down (1 min) Handler at the end of the leash – 40 pts

33003: Preferred Novice A – Trophy - Teams who showed in Beginners-Novice A or B at the previous year's County fair Dog Show will automatically advance to this class. Teams may only compete in this class for one year. Exercises:

Heel ON leash – 40 pts
Figure 8 ON leash – 40 pts
Sit for examination ON leash – 40 pts
Recall WITH finish ON leash – 40 pts
Sit/Down Stay Handler walks the ring – 40 pts

33004: Preferred Novice B – Trophy - Teams who showed in Preferred Novice A at the previous year's County fair Dog Show will automatically advance to this class. Teams may stay in this class until ready for off leash handling. Exercises:

Heel ON leash – 40 pts
Figure 8 ON leash – 40 pts
Sit for examination ON leash – 40 pts
Recall WITH finish ON leash – 40 pts
Sit/Down Stay Handler walks the ring – 40 pts

33005: Novice A – Trophy – Teams will work towards mastering off leash handling. This can include new teams with members who have never shown together but both team members have previous experience. A qualifying score is not required to advance to this class. Teams may only compete in this class for one year. Exercises:

Heel and Figure 8 ON leash – 40 pts
Stand for examination OFF leash – 30 pts
Heel free OFF leash – 40 pts
Recall WITH finish OFF leash – 30 pts
Long sit (1 min) drop leash – 30 pts
Long down (3 min) drop leash – 30 pts

33006: Novice B – Trophy – Teams who showed in Novice A at the previous year's County fair Dog Show will automatically advance to this class. Teams may stay in this class until they are ready to advance. Dogs must not have earned their third leg towards any non-4-H obedience title. Exercises:

Heel and Figure 8 ON leash – 40 pts
Stand for examination OFF leash – 30 pts
Heel free OFF leash – 40 pts
Recall WITH finish OFF leash – 30 pts
Long sit (1 min) drop leash – 30 pts
Long down (3 min) drop leash – 30 pts

33007: Graduate Novice A – Trophy – Teams may advance to this class once they are ready to begin dumbbell work. Teams may only compete in this class for one year. Teams must provide their own dumbbell for this class. Dog must not have earned any legs towards any non-4-H obedience title. Exercises:

Heel Free and figure 8 OFF leash – 40 pts
Drop on recall OFF leash – 40 pts
Dumbbell recall OFF leash – 30 pts
Dumbbell recall over high jump OFF leash – 30 pts
Recall over broad jump OFF leash – 30 pts
Sit/Down (3min) drop leash & Handler out of site – 30 pts

33008: Graduate Novice B – Trophy – Teams who showed in Graduate Novice A at the previous year's County fair Dog Show will automatically advance to this class. Teams may stay in this class indefinitely. Teams must provide their own dumbbell for this class. Dog must not have earned any legs towards any non-4-H obedience title. Exercises:

Heel Free and figure 8 OFF leash – 40 pts
Drop on recall OFF leash – 40 pts
Dumbbell recall OFF leash – 30 pts
Dumbbell recall over high jump OFF leash – 30 pts
Recall over broad jump OFF leash – 30 pts
Sit/Down (3min) drop leash & Handler out of site – 30 pts

Dog Showmanship

All exhibitors are encouraged to participate in Showmanship. After winning Junior or Intermediate Showmanship, a member will advance to the next age division. A member will be allowed to win each age division of showmanship only once. Upon winning Senior Showmanship, the exhibitor will advance to Elite Showmanship and remain in Elite Showmanship for the remainder of their time in

the dog project.

Scoring and Awards

• Classes will be judged using the following Showmanship Score Card:

- Exhibitor (*appearance, attitude*) 10 points
- Dog Grooming and Condition 10 points
- Handling 40 points
- Questions 40 points
- **Total 100 points**

• Ribbons will be awarded as follows:

- *Purple* 90-100 points
- *Blue* 80-89 points
- *Red* 70-79 points
- *White* 69 points or less

• *Trophies* will be awarded to the teams who achieve the highest score in the Junior, Intermediate and Senior classes.

• A *medal* will be awarded to the team who achieves the highest score in the Elite class.

Classes:

- 33212 **Junior Showmanship**—*Trophy*
- 33213 **Intermediate Showmanship**—*Trophy*
- 33214 **Senior Showmanship**—*Trophy*
- 33215 **Elite Showmanship**—*Medal*

Dog Rally

1. Dogs must enter and leave the ring on leash. An exhibitor leaving the ring without the dog on a leash will have major points deducted from their score.
2. A dog who has received any Rally Novice title in any sanctioned show such as AKC (American Kennel Club) or UKC (United Kennel Club), etc., must compete in Rally Intermediate or Rally Advanced.
3. AKC guidelines and rally signs will be used as judging guidelines for these rally classes. Courses will not be released until the day of the show. Exhibitors are to know the signs in their appropriate class level prior to entering the class.
4. Exhibitors will walk the course without their dog prior to showing. The judge will be available at walk-throughs to answer any questions.

Scoring and Awards

• Teams will begin with a perfect 100 score. Points will be deducted for mistakes made throughout the course.

• Ribbons will be awarded as follows:

- *Purple* 90-100 points
- *Blue* 70-89 points
- *Red* 69-50 points
- *White* 49 points or less

• *Trophies* will be awarded as follows:

- A *Champion trophy* will be awarded to the team who achieves the highest score in each class.
- In case of a tie, a times run or a run off will be used.

Classes:

33109 **Rally Novice A** - For dogs which have not previously competed in any rally class & are in their first year of rally training. All exercises are performed on leash. There will be between 10-15 stations (start and finish not included) with a minimum of three and a maximum of five stationary exercises. Exhibitors are allowed to pat their legs, clap their hands or talk to encourage the dog. Exhibitors may touch their dog only for a stand exercise. AKC Rally Novice level signs will be used for this class.

33110 **Rally Novice B** - For dogs which have competed in any rally class & are in their 2nd or 3rd year of rally training. Exhibitor/dog combinations are limited to 2 years in this class. All exercises are performed on leash. There will be between 10-15 stations (start and finish not included) with a minimum of three and a maximum of five stationary exercises. Exhibitors are allowed to pat their legs, clap their hands or talk to encourage the dog. Exhibitors may touch their dog only for a stand exercise. AKC Rally Novice level signs will be used for this class. Novice A course will be used.

33111 **Rally Intermediate** - For dogs which have competed in any rally class and are in their 3rd year of rally training or more, or for a dog who has earned any Rally Novice title (AKC, UKC, etc.). Exhibitor/dog combinations are limited to 2 years in this class. All exercises are performed on leash. There will be between 12-17 stations (start and finish not included) with a minimum of three and a maximum of seven stationary exercises. Intermediate courses will have a minimum of three Advanced level stations. There are no jumps in this class. Exhibitors are allowed to pat their legs, clap their hands or talk to encourage the dog. Exhibitors may touch their dog only for a stand exercise. AKC Rally Intermediate level signs will be used for this class.

33112 **Rally Advanced** - For dogs which have competed in a rally class with 4 or more years in rally training or for a dog who has earned any Rally Intermediate title (AKC, UKC, etc.). There is no limit on the number of years an

exhibitor/dog combination can compete in this class. All exercises are performed OFF leash. There will be between 12-17 stations (start and finish not included) with a minimum of three and a maximum of seven stationary exercises. Courses will have a minimum of three advanced level stations plus one required jump. Exhibitors are allowed to pat their legs, clap their hands, or talk to encourage the dog. Exhibitors may touch their dog only for a stand exercise. AKC Advanced level signs will be used for this class.

Dog Agility

1. Eligibility & Participation Rules

- 1st year teams are not eligible to complete in agility.
- A good relationship between the dog and handler, which includes ability to control the dog whether stationary or when walking on leash.
- Exhibitors may compete with more than one (1) dog. Family Members may share a dog, but the maximum number of 6 (runs) per dog per day.

2. Eligibility of Dogs - Dog must meet the following requirements:

- Dogs 7 years and older are encouraged to jump at least one height lower than their measured jump height.
- All members are strongly encouraged to consult their veterinarian before beginning agility training to be sure that there are no problems such as hip dysplasia, disc problems, overweight, etc. No dog with a physical or mental condition that would significantly impair their performance may participate.

3. Agility Trial Rules

- All exhibitors with dogs must report to the Fairgrounds one hour before show time. See schedule in back of Fair Book.
- Dogs allowed on fairgrounds only during the show.
- All dogs must be on the leash or in owner's kennel at ALL times except when being shown.
- All dogs must be kept away from all other animals at the Fair and out of the exhibit buildings and barns at all times.
- All dogs will compete wearing a collar. Collars must be a plain, flat, well-fitting buckle or clip/quick release collar with no tags or other attachments. A slip lead may be used to bring a dog into the ring provided it is removed before the run begins.
- Training aids and treats are not permitted on the course.
- During a trial handlers may not touch their dogs or an obstacle while running the course. Handlers may not jump over the jumps with their dogs.
- Classes in which a leash (approved 4' or 6' leash required) may be used, must hold it at all times except when the dog is going through a tunnel. After each tunnel, the leash must be picked up before the next obstacle is executed. No grabbing of the dog or collar is allowed. One warning will be given to a handler that is pulling/dragging a dog through the course, over or through obstacles. If another infraction occurs they will be dismissed from the ring. No slip leads allowed at this level.
- If a tab is being used it must not be too long that the dogs could step on it.
- It is the handler's responsibility to know the appropriate jump height for their dog. Changes in jump height will not be allowed once the entry has been received, unless the Judge determines that the dog, for physical reasons, should not be jumping at the entered height.
- Poor sportsmanship will not be tolerated. Any handler exhibiting poor sportsmanship such as swearing, yelling at their dog, excessive corrections, loud complaints about other exhibitors or the judge, etc., will be eliminated – receiving *no* ribbon.

4. Scoring

- Each run is worth 100 points. Faults will be subtracted from this score. A fault consists of the loss of 5 or 10 points.

5 Point Penalties

Include—refusals or run-by's, knocking down a jump bar, taking the wrong obstacle or back jumping, on and off the table, touching the dog or touching the obstacle (incidental touches expected), excessively guiding the dog with leash. Any interference or outside assistance that is intended to aid the dog or handler from persons outside the ring.

Signal—Judge will hold up one hand

Abbreviations and Descriptions

"R" Refusal (-5 points) – coming to a complete halt with a 1 second pause in front of an obstacle

"R" Run-by (-5 points) – passing the plane of the entrance of an obstacle, to the side of the obstacle such that the dog must turn back on its path to complete the obstacle

Once a refusal/run-by has been incurred, the handler will have 15 seconds to encourage the dog to complete the obstacle. If the dog has not completed the obstacle at the end of this time period, the judge will instruct the handler to move on. The handler must then cease to attempt that obstacle and move on to the next obstacle on course. The handler may also choose to move on to

the next obstacle before the end of the time period, prior to instruction by the judge.

"N" Knocked Bar (-5 points) – displacement of any part of the bar, by the dog or handler, causing it to come off the supports

"W" Wrong Course (-5 points) – completing any obstacle out of order.

Completing an obstacle in order but in the wrong direction

"T" Pause Table Fault (-5 points) – dog comes off the table with all four paws after being on the table with all four paws. Charged for the first occurrence only (plus the extra time that accumulates when the count stops, and is not resumed, until the dog is back in position)

10 Point Penalties

Include—failure to perform, not making contact in contact zones, not completing an obstacle, the handler going over the obstacle with the dog, grabbing the dogs collar instead of the leash, or missing one or more weave poles.

Signal—Judge will hold up two hands

Abbreviations and Descriptions

"F" Failure to Perform (-10 points) – not completing the performance of an obstacle before going on and completing the next obstacle in sequence.

"Fly Off" (-10 points) – Any dog that commits to a contact obstacle (A-frame, dog walk, seesaw) with all four paws must, for safety reasons, continue with the obstacle. Whether obstacle is completed or if the dog jumps off, dog and handler must go on to the next obstacle and may not attempt that obstacle again.

Non-Qualifying Penalties

Teams incurring this type of penalty will be awarded a white ribbon

Include—dog unable to complete the course for any reason (including leaving the ring and not returning, ceasing to work, being out of control, etc), Failure to follow judge's verbal instructions. Dog urinating or defecating in the ring.

Signal—Judge will ask you to leave the ring

Abbreviations and Descriptions

"E" Elimination (NQ) – Actions by the dog or handler as listed in Non-Qualifying penalties and Unsportsmanlike conduct.

5. Timing - Each run will be timed.

- **Start and Completion of a Run:** the dog shall be leashed before entering the ring. A dog's time starts whenever any part of the dog crosses the clearly marked start line. Judging the performance of the dog shall not start until they have crossed the start line. A dog's time stops whenever any part of the dog crosses the finish line. The dog shall be leashed before exiting the ring.
- Max course time limits will be enforced. Time limits will be announced the day of the show.
- If the dog leaves the handler and/or ceases to work, the handler has a time limit equal to ¼ of the course time to reengage the dog and continue their run. If the handler regains control of the dog within the time limit, the team may continue the run. If the handler has not regained control of his/her dog at the end of the time limit, the run will be considered to be finished, the team will leave the ring and the next handler/dog team will start their run.

6. Awards

- Ribbons will be awarded as follows:
 - **Purple** 90-100 points
 - **Blue** 70-89 points
 - **Red** 69-50 points
 - **White** 49 points or less
- Trophies will be awarded as follows:
 - **The Grand Champion Beginners Dog Agility** will be awarded to the team who achieves the highest combination of points from both runs in the beginners classes OFF Leash.
 - **The Reserve Grand Champion Beginners Dog Agility** will be awarded to the team who achieves the second highest combination of points from both runs in the beginners classes OFF Leash.
 - **The Grand Champion Novice Dog Agility** will be awarded to the team who achieves the highest combination of points from both runs in the Novice classes OFF leash.
 - **The Reserve Grand Champion Novice Dog Agility** will be awarded to the team who achieves the second highest combination of points from both runs in the Novice classes OFF leash.
 - **The Grand Champion Advanced Novice Dog Agility** will be awarded to the team who achieves the highest combination of points from both runs in the Advanced Novice classes OFF leash.
 - **The Reserve Grand Champion Advanced Novice Dog Agility** will be awarded to the team who achieves the second highest combination of points from both runs in the Advanced Novice classes OFF leash.
 - **Tie Breaker:** In the event that two or more dogs tie with the same score, the dogs with the fastest time (both runs added together) will

Classes:

Standard Class Descriptions / Requirements

Variety of equipment which may include any of the following: 12' dog walk, 9' A-frame, 12' teeter, single jumps, double jumps, triple jumps, panel jumps, broad jump, tire jump, pipe tunnel, pause table

33301 Beginner - for teams in their 1st year in dog project

- This is a simple shaped course.
- A total of 6-8 obstacles are used
- 4'6" A-Frame in this class—No teeter
- Average course time is 90 seconds.
- Must participate off leash

33302 Novice — for teams in their 2nd year to 4th year of agility

- A total of 10 –12 obstacles are used
- 9' A-Frame used
- Average course time is 75 seconds.
- Must participate off leash

33303 Advanced— for teams in their 5th year or agility and after

- A total of 16—20 obstacles are used (including any obstacles taken more than once and may include weave poles)
- All contacts used
- Average course time is 60 seconds.
- Must participate off leash

Jumpers Class Descriptions / Requirements

Variety of equipment which may include any of the following: single jumps, double jumps, triple jumps, panel jumps, tire jump, pipe tunnels

33401 Jumpers Beginner - for teams in their 1st year of agility

- This is a simple shaped course.
- A total of 6-8 obstacles are used.
- Average course time is 75 seconds.

33402 Jumpers Novice—for teams in their 2nd of agility

- This is a simple shaped course
- A total of 10-12 obstacles are used.
- Average course time is 55 seconds.

33403 Jumpers Advanced —for teams in their 5th+ year of agility

- A total of 16-20 obstacles are used (including any obstacles taken more than once)
- Average course time is 45 seconds.
- May participate on or off leash

- All cats and exhibitors must be at the Community Building and checked in 15 minutes before the show starts. Bring Rabies and Distemper Vaccination Certificate.
- It's recommended that you do not feed your cat during show time. Feed well in advance of show.
- Bring your own litter, litter box, and water container.
- Bring completed Boone County 4-H or FFA Cat Project Record, available from the Extension Office. Information asked for includes health history, goals, action plan, my cat's story, and financial summary.
- Wear your exhibitor number on the front of your official exhibitor shirt.
- 4-H & FFA youth exhibitors may be asked to use the microphone and tell the audience about their cat.

5. Judging

- 4-H & FFA youth exhibitors should be able to demonstrate how to correctly pick up and hold their cat and how to examine eyes, ears, nose, mouth, and teeth. Interview will include questions on health, diseases, and immunizations.
 - All cats and kittens must have nails clipped. Declawed cats may also be entered .
 - Cats and kittens will not be judged with ribbons, collars, or identifying markers on their necks or bodies.
6. **Judging Criteria** - Overall condition (grooming & cleanliness) 20 pts, Eyes & Nose 5 pts, Nails 5 pts, Teeth & Mouth 5 pts, Body Weight 1 pt, Temperament 5 pts, Cat Project Record 20 pts, Interview 20 pts for a Total Possible Points 100.
7. **Ribbons** - Ribbons will be awarded based on quality of exhibits at judge's discretion. Purple, blue, red, and white ribbons will be awarded, if deserving. Champions selected from cats receiving purples.

Classes:

34001 Cat—Male or Female

CAT

Department 340

1. **All exhibitors** are to read and follow all of the Livestock General Rules, Iowa Youth Code of Ethics, Health Requirements for Fair Exhibition, and Herdsmanship Guidelines in the front of the Fair Book.
2. **Eligibility of Exhibitor** - Entries are open to 4-H/FFA member enrolled in the cat project by May 15. Cat must be shown by the exhibitor (or approved substitute showman). 4-H or FFA exhibitor should be primary caregiver.
3. **Eligibility of Cat**
 - One cat per exhibitor. The cat must be owned by the exhibitor or the exhibitor's family and be in the exhibitor's possession **by May 15.**
 - **Entry Process:** The responsibility for making proper entry rests upon the exhibitor. Online entry using Fair Entry is available at www.extension.iastate.edu/boone/county-fair All entries must be submitted online by July 1 through FairEntry to avoid paying a late fee. Entries after July 1st must be made in the Extension Office during office hours and will be charged a late fee of \$5 per business day after the July 1st Deadline.
 - Cats and kittens must have current rabies and distemper vaccinations. Exhibitors must bring the Veterinarian's Certificate showing the current date of vaccination to the show. Kittens that are not old enough to receive their rabies shots are not eligible to show. The cat CANNOT be shown without this certificate.
4. **Arrival**
 - Cats are on the grounds only during the show. Bring cat in a carrier.

Static Exhibits and Communications

Judging Schedule for July 15, 2025: Check in at the table in the hallway of the Community Building at your club's time listed below. Bring your exhibits. An Exhibit Write up (and other support materials) should be attached to your exhibit. You will receive your Entry Tag at Check in to attach to your exhibit.

8:30 AM	9:30 AM	10:30 AM	Noon	1:00 PM	2:00 PM	3:00 PM
Luther Livewires Town & Country Pioneers	Harrison Hilltop Hustlers	Madrid Merry Makers Green Clovers	Judge's Lunch Break	Westside Hustlers Rural & City Newcomers Peoples Guys & Gals	Bluff Creek Wranglers Science & Tech Club Southside Pioneers	Shooting Sports Independent Member

All exhibitors must be checked in by 3:30 p.m.

Exhibits will be released by club at different times. Exhibits must be picked up by 5:00 pm on Sunday, July 20th.

See general static exhibit rule #17 for when your club is scheduled for release and for more details

General Static Exhibit Rules

1. Preparation for Judging

- A written explanation, audio recording, or video recording answering the questions below must be included with the exhibit. Audio and Video should not be longer than 10 minutes and must be uploaded to YouTube. Adding photos of you working on your exhibit is beneficial, but not required. The answering of these questions and support materials is called the Exhibit Write up.

What was/were your goal (s) for doing this exhibit?

How did you go about working toward your goal (such as processes, steps, expenses, time involved and plans, problems, help from others)?

What were the most important things you learned as you worked toward your goal (s)?

For visual art, clothing, and home improvement exhibits, also write about the Elements and Principles of Design.

- Photography exhibit must have a photo label in place of an Exhibit Write up. Communications poster must have label. Garden classes don't need an exhibit write up but must be labeled with variety name.
 - A Computer will be available during judging in the meeting rooms. A member is responsible for providing any other equipment that exhibitor might need for judging or display. Exhibitors are encouraged to come to the Extension Office before show day to see if equipment works together.
2. **Attire While Showing** - Each exhibitor should wear a clean official exhibitor shirt. No caps or hats. **Entries made after July 1st are not guaranteed an Official Exhibitor Shirt.**
3. **Classes** - Exhibit classes are broad categories to allow for a variety of product or idea exhibits. To plan exhibits, 4-H'ers are encouraged to use 4-H tip sheets to determine goals and learning experiences. Most exhibit classes have specific guidelines and requirements that will be included in the judging process. Members are highly encouraged go to www.extension.iastate.edu/4h/exhibit-tip-sheets to find information about judging criteria for exhibits that they create from their 4-H project learning. Exhibits might be, but are not limited to, an actual product, poster, or display box, report, or notebook, model, video or audio tape.
4. **Eligibility of Exhibitors/Exhibits**
- Exhibitors must have participated in the 4-H/FFA project or an Extension education program from which the exhibit is an outgrowth. The exhibit is to be an outgrowth of work done to accomplish a goal (s) determined by the member or group during the current 4-H year.
 - A 4-H member must be enrolled in 4-H and program development fee paid no later than May 1 of the current year to be eligible to enter exhibits in this year's fair.
 - A 4-H/FFA member who cannot be present on judging day must find a substitute 4-H/FFA member to take his/her exhibits to the judge.
 - If an exhibitor has set a goal (s) that can be accomplished by both a classroom assignment and an outgrowth of a 4-H/FFA project, that's OK. The intent is that the exhibitor has set a pre-determined goal. The evaluation criteria and exhibit guidelines for each opportunity will be different and exhibits should be prepared accordingly.

5. **Group Exhibit** - Exhibits can be prepared by an individual or group. Each member of a team or group exhibit must list the enter the exhibit in Fair Entry. All exhibitors, individual or group must meet the age requirements to be eligible for State Fair exhibiting. For example, if a 4-H group wishes to enter a notebook describing a civic engagement effort, the documentation should recognize the contributions of the 4th graders but be prepared by those who are 5th grade and older.

6. Limits

- There is no limit to the number of entries per exhibitor per class provided major learning is different in each entry with the exception of photography, visual arts, and garden classes. Some exhibits could fit in more than one class. The exhibitor should determine the one class which relates best to their goal. Combined limit of 5 photos can be exhibited in photo classes (10320 and 10340).

Size Limits:

- Posters may not exceed 24 inches x 36 inches in size.
 - Chart boards, graph boards, project presentation boards, model displays, etc., are not to exceed 48 inches x 48 inches in size. Maximum size is determined by measuring the flat (unfolded) dimensions.
 - Display boxes are not to exceed 28 inches x 22 inches in height or width and 12 inches in depth.
 - Safety and approved procedures must be followed throughout development and evaluation of exhibits.
7. Endangered, threatened, and "special concern" plants and animals (including insects), or songbird feathers and nests may NOT be used in any exhibit. Game animals legally taken are acceptable, with the exception of any hogs (Sus species) - per State Law. Live specimens of noxious weeds or invasive species are NOT permitted in any exhibit. Dried specimens are acceptable to use in exhibits, however viable noxious/invasive plant seeds shall not be included.
8. **Evaluation** - The 4-H'er's goal and applicable exhibit standards will form the basis of the evaluation process. Evaluation criteria will include demonstrated learning, workmanship and techniques, and general appearance and design. Exhibitors will receive written evaluation comments on the exhibits and a blue, red, or white ribbon. Refer to exhibit class evaluation rubrics for detailed evaluation criteria in each class. Rubrics are located on each 4-H project page at www.extension.iastate.edu/4h/exhibit-tip-sheets.
9. **Copyright or Trademark**
- Duplication of copyright material or design should not be used in a 4-H exhibit that is presented as original work by the exhibitor. A copyright design cannot be displayed in a public setting (fair) without permission being granted from the owner of the copyright. When permission has been granted by the owner of the copyright, the exhibit will be displayed and labeled appropriately. Those without permission cannot be displayed.
 - If a judge observes copyright or trademark concerns while evaluating an exhibit, the exhibit will still be judged on the criteria listed in #7, and a ribbon awarded. The copyright or trademark concern will be discussed with the exhibitor as part of the learning process. If the judge determines that there is a copyright violation, the exhibit cannot be on public display or held for further consideration.
 - In preparing 4-H exhibits, 4-H'ers need to credit sources of your

information, use original purchased objects for display (not copies), avoid copyrighted cartoon characters and logos (sports and brand name logos), and avoid copyrighted information from print media and the Internet.

9. Labeling

- An entry tag and write up or other support material must be completed and attached before an exhibit is judged.
- Entry Tags will be available at the check in table.
- A main item of each exhibit must have the entry tag securely and prominently attached. Additional pieces of the exhibit should be labeled with the member's name, club, and class number.
- **Photography Exhibit Labels must be taped to the back of the photo and may be folded to fit on the back of the photo. DO NOT PUT the Photography Exhibit Label in a clear sheet protector or folder. The Entry Tag needs to be attached to the upper right hand side of the photo so that it sits on the display nicely.**

10. **Art Elements and Principles of Design** - These are foundation of design whether putting together fabrics for clothing and quilts, selecting furnishings for a room, or creating a drawing. Design elements are line, shape, form, color and texture. Design principles are balance, proportion, rhythm, emphasis and unity. Information on elements and principles of design for clothing can be found at: <https://store.extension.iastate.edu/product/464>

11. **Entry Process** - To avoid long lines at check in and to increase efficiency, Static Exhibit Entries must be entered into Fair Entry by Sunday, July 13th. The responsibility for making proper entry rests upon the exhibitor. Online entry using Fair Entry is available at www.extension.iastate.edu/boone/county-fair **Entries made after July 1st are not guaranteed an Official Exhibitor Shirt.**

12. **Check-In & Judging** - Exhibitors are to bring their completed exhibits to the check-in table on judging day according to the schedule in this book. Exhibitors will receive preprinted Entry Tags and an Entry Form for the Exhibits registered online through the Fair Entry Software by Sunday, July 13th. Exhibits not entered by the deadline will have to be entered through Fair Entry at check in which will delay judging. Exhibitors will individually visit with a judge (conference judging) about their goals and what they have done and learned. Judges will break for lunch at noon and finish judging around 6:00 p.m.

13. **Checkout** - Exhibitors MUST return completed Entry Forms to the Check out table after judging.

14. **Ribbons** - Exhibits will receive blue, red, or white ribbons. A limited number of outstanding exhibits will be identified with purple ribbons. State Fair entries will be recognized with purple rosette ribbons. An exhibit held for further consideration may, at the judge's discretion, receive a blue or purple ribbon. FFA has a different selection process for showing at the Iowa State Fair. FFA members may receive a purple outstanding ribbon during judging at the Boone County Fair.

15. **Club Booths** - Club leaders and members are responsible for displaying exhibits of their respective clubs in designated locations. Small portions of food exhibits will be kept for display and the remainder sold at the Bake Sale. Tacks, tape, and staples are allowed ONLY on the wood strip provided on the exterior walls of the Community Building or the wood dividers.

16. **Security** - Due to security, we discourage 4-H'ers from sending items that have special meaning or historical value as the exhibit or part of an exhibit. The Fair Board and ISU Extension will use diligence to ensure the safety of articles entered for exhibition after their arrival and placement, but will not be responsible for damage or loss by fire, theft, etc. (Also applies to State Fair.)

17. **Release** - Exhibits will have a staggered release by club on Sunday. To reduce the risk of injury, no vehicles will be allowed to enter the fairgrounds to pick up static exhibits until 4:00 pm and must leave the fairgrounds by 6:00 pm. Exhibitors with smaller exhibits are encouraged to pick up exhibits and carry out of the building. Premium money will be withheld from exhibits removed before the release time, and for other non-compliance with rules and policies. An adult from each club should supervise the release of exhibits.

Clubs will be released at the following times

- * **4:00 pm:** Westside Hustlers, Peoples Guys & Gals, Bluff Creek Wranglers, and Science & Technology Club
- * **4:15 pm:** Harrison Hilltop Hustlers, Rural & City Newcomers, Town & Country Pioneers, and Southside Pioneers

- * **4:30 pm:** Green Clovers, Independent Member, Madrid Merry Makers, Luther Livewires and Shooting Sports.

18. State Fair Eligibility and Exhibiting

- 4-H exhibiting eligibility at the Iowa State Fair will include 4-H members who have completed 5th through 12th grades (or equivalent). Exhibits that do not comply with class descriptions, size guidelines, copyright, safety, and approved procedures will not be accepted for entry, evaluation or display at the Iowa State Fair.
- State Fair judges have 7-10 minutes to evaluate the total exhibit.
- State Fair exhibits will be selected following conference judging during the county fair. The Community Building will be closed during State Fair exhibit selection. 4-H'ers and parents will be asked to leave the Community Building unless they are assisting a judge. State Fair selections will be announced after all decisions have been made and documented.
- 4-H'ers may have up to three total static exhibits selected for State Fair. Communications Day, Fashion Day and Rocket Launch exhibits don't count toward the 3 exhibits limit.
- Check the schedule in the back of the Fair Book for time of State Fair publicity photo session, which will take place near the stage in the Community Building.
- State Fair exhibits are due in the Extension Office by **August 1st** to be prepared for transporting exhibits to Des Moines. Exhibitors with very large exhibits may be asked to transport them to and from State Fair.

Elements and Principles of Design

For more details and examples of the elements and principles of design, refer to your home improvement, visual arts, and clothing 4-H project manuals. Ask at the Extension Office for publications titled, "Color" and "Design: Exploring the Elements and Principles."

Elements of Design

Color

- Name the colors (hue)
- Are the colors bright or dull (intensity)?
- Are the colors light or dark (value)?
- How do the colors make you feel?
- Why do the colors look good together?

Line

- Describe the lines – curved, straight, thick, thin, bold fine, horizontal, vertical, dotted, zigzag, etc.
- Do the lines lead your eye? Explain
- Do the lines show direction or outline an object or divide a space? Explain
- Do the lines create a mood? Explain

Texture

- Describe the texture – smooth, slick, shiny, rough, raised, bumpy, fuzzy, soft, hard, grainy, etc.
- Can you feel the texture or is it just visual?

Shape/Form

- Shapes are 2-dimensional. Are the shapes geometric or realistic or abstract?
- If your design has 3-dimensions it has form – describe the form (s). (ex: ball, cylinder, pyramid, box)

Space

- Space is the amount of room you have.
- Describe the negative space (background)?
- Describe the positive space – the design?

Principles of Design

Balance

- Are both sides of the design the same (symmetrical)?
- If they are not the same, they are asymmetrical, but do they feel balanced? Why?
- Or radial? (Around center point like a daisy or wheel)

Emphasis

- What is the first thing you see? Why? (Such as contrasts with background; larger or smaller shape)

Rhythm

- What makes your eye move around the design? (Repeating, gradually bigger, alternating, progression of colors)

Unity

- Why do parts of the design feel like they belong together? (Such as textures have similar feel; lines or shapes repeat; colors are harmonious)

Proportion

- How does the design fill the space?
- How do parts of the design relate to each other

Static Exhibit Classes

ANIMALS

10110 Animal Science

An exhibit (other than the animal itself) that shows learning about a large or small animal including beef, dairy cattle, dairy goats, dogs, horse & pony, meat goats, pets, poultry, rabbits, sheep and swine. Ownership of an animal is not required.

10120 Veterinary Science

An exhibit that shows learning about keeping animals healthy, animal diseases, animal/human health interaction, or other learning related to Veterinary Science.

AGRICULTURE AND NATURAL RESOURCES

Agriculture and Natural Resources Special Rule:

1. Exhibits must be ready for display (artwork framed, wall hangings and pictures ready to hang, etc.) or the member must explain how a larger, heavier exhibit will be displayed. Make sure hangers are strong enough to support the item. Command Strips or other quick attach products are usually not adequate hangers. Items not ready for display will be dropped one ribbon placing.

10210 Crop Production and Plant Science

An exhibit that shows learning about the growth, use, and value of field crops, plant growth, soils and soil fertility, or any other learning related to crop production and plant science. If the exhibit involves a crop specimen, include the variety and planting date.

10220 Conservation, Environment, and Sustainability

An exhibit that shows the connections between humans and their environment including energy, energy conservation, stewardship, conservation, creating habitat, etc.

10222 Entomology

Any exhibit (excluding live specimens) that shows learning or is an outgrowth of an entomology or bee project experience. Includes specimen collections and may include products (for example honey) or equipment as part of the display.

10224 Fish and Wildlife

An exhibit that shows learning about a fish and/or wildlife project or program such as identification, habitats, harvest, taxidermy, etc. Any specimens must have been legally taken and must include information about date and location of harvest, and who the specimen was acquired from if not self-harvested. Feral pigs (including Russian/European Boar) are NOT permitted in taxidermy exhibits.

10226 Forestry

An exhibit, including collections, that show learning from participation in a forestry project or program.

10230 Horticulture and Plant Science

An exhibit that shows learning about the growth, use, and value of plants, soils, small fruit production, vegetable and flower gardens, plant nutrition, careers, etc.

10231 Gardening

1. Gardening Class is a Boone County class only. Not eligible for State Fair.
2. Building supervisors reserve the right to remove any unsightly or deteriorated entries.
3. Limit of 8 gardening entries. Two entries of the same crop, such as cherry and standard tomatoes may be exhibited, but not two of the same variety.
4. Entries must be labeled with the variety of cultivar of the species and brought on a firm, disposable plate. Goal cards are not required.
5. Vegetables must have been grown by the exhibitor as part of their 4-H project. Vegetables must be prepared and displayed as recommended in publication 4H-462, "Harvesting and Preparing Vegetables for Exhibit." Vegetables should be fresh, **ripe**, and in prime condition for eating at the time of judging.
6. May bring a plate of any of the following **Vegetables** (amounts are shown): 6 snap, yellow wax or lima bean pods; tomatoes (3 tomatoes or 10 cherry tomatoes) **No green tomatoes**; squash (1 pumpkin or winter squash, 2 summer squash, 3 miniature pumpkins); cucumbers (5 pickling

cucumbers or 2 dill or slicing cucumbers); 2 ears of sweet corn; 1 cabbage; 3 carrots; 1 muskmelon, honey dew, or cantaloupe; 1 watermelon; 3 beets; peppers (2 bell, 5 hot, or other); 1 eggplant; 3 potatoes; 6 pea pods (edible pod or standard or shell-type peas); onions (3 dry or 5 green onions); 3 turnips; broccoli (one head or 3 side shoots); Other garden product not listed. Exhibit 3 small specimens or 1 large specimen; Herb/sprig in small bottle of water, except dill (2 heads tied).

7. **Small Fruit Crop:** Limit of 2 entries of the same crop, but not 2 of the same variety. **Examples:** 1 Pint of strawberries (caps on), raspberries, or cherries, or ½ pint of other small fruit crop, or plate of 5 apples.
8. **Single Variety of Flowers:** One large or three small blossoms will make up an exhibit. Specimens must have been grown by the exhibitor and labeled as to the variety, if possible. Soil should be removed being careful not to damage the foliage or flowers. Exhibitors should keep flowers watered. Refer to 4H-464 "Preparing Cut Flowers and House plants for Exhibits" for further topics for exhibiting flowers
9. **Arrangement of Flowers:** Specimens in the arrangement must have been grown and arranged by the exhibitor. Artificial flowers or leaves are not to be used but small accessories are acceptable. Label container with name and club. Exhibitors should keep flowers watered.
10. **House Plants:** Specimens should have been grown by the exhibitor for at least 3 months. Include common and scientific name. Exhibitors should keep plants watered.

10235 Home Grounds Improvement

An exhibit that shows learning about landscape plans, selection of landscape plants, ornamental garden features, home yard improvement, storage sheds, careers, etc.

10240 Outdoor Adventures

An exhibit that shows learning about backpacking, biking, camping, canoeing, fishing, hiking or other outdoor activities.

10250 Safety and Education in Shooting Sports

An exhibit that shows learning about safe and responsible use of firearms and archery equipment or wildlife management. (The exhibit may not include actual firearms or live ammunition; archery equipment allowed if tips are removed from arrows).

10260 Other Agriculture and Natural Resources

An exhibit that shows learning about agriculture or natural resources and does not fit in any of the classes listed above.

CREATIVE ARTS

10310 Music

An exhibit that shows learning about musical performance, composition and arrangements, instruments, musical styles or history. If submitting a video or musical arrangement, it must be uploaded to YouTube.

10320 Photography

An exhibit, either photo(s) or an educational display, that shows learning about photography from choosing a camera or modifying your photo. Still photos only, not video.

Photography Special Rules:

1. Photographs may be either black and white or color. Photographs must have been taken since your county fair of the previous year.
2. Photographs must be a minimum of 5 inches x7 inches. Finished size (including mounting/matting) of single photographs may not exceed 11 inches x14 inches. Square photos are allowed within the following dimensions, measured by inches: 7x7, 8x8, 9x9, 10x10, 11x11. Exception: Panoramic photos must not exceed 11 inches high by 24 inches in length.
3. All photographs must be printed on photographic paper and must be mounted and/or matted. Maximum thickness of finished project must not exceed 1/2 inch thick.
4. Mounted photos can be (a) flush-mounted [no board showing] on mounting board or (b) with mount borders [window mat or flat mount directly on board]. Exhibitors may cut their own mounting boards, use ready-cut window mats, or have matting done professionally.
5. Exhibitors are responsible for design decisions such as mounting, matting, color, and size.
6. Framed photographs (including floating frames) will not be judged.
7. A series is a group of photographs [3 to 5] that are related to or tell a step-by-step story. Photographs must be mounted together and numbered in story order or sequence. Finished size of individual

photographs in a series must be a minimum of 5 inches by 7 inches and should not exceed 8 inches by 8 inches.

8. Edited photos should include a copy of the photo before edits.
9. Subject matter of photographs must be in good taste and be appropriate for public display in a 4-H setting.
10. Photographs depicting unsafe practices or illegal activities will not be displayed.
11. The Photo Exhibit Label must be used to provide required information for photo exhibits. Labels available at the Extension Office or online at www.extension.iastate.edu/boone/county-fair. The photo exhibit label replaces the Exhibit Write-Up for photography.
12. Photo Exhibit Label must be taped to the back of the photo and may be folded to fit on the back of the photo. DO NOT PUT the Photography Label in a sheet protector or folder. The Entry Tag needs to be attached to the upper right hand side of the photo so that it sits on the display nicely.
13. Limit of a combined total of 5 photos for classes 10320 and 10340 can be exhibited (not 5 per class).

10340 Creative Photography

A photographic image that was creatively edited or modified beyond reality in a creative, imaginative, and experimental way to make it more interesting and visually engaging. Could be a composite of multiple photographs.

Creative Photography Special Rules:

1. Photograph/image may be mounted/matted.
2. If mounted, photograph/image must be mounted on foam core no smaller than 5 inches in length or larger than 14 inches in length.
3. Photograph/Image can be digitally created.
4. Exhibit must have a Photo Exhibit Label on back with required information for photo exhibits and should include additional information about the processes and decisions used to develop exhibit.
5. Subject matter must be in good taste and be appropriate for public display in a 4-H setting. Photographs depicting unsafe practices or illegal activities will not be displayed.
6. Limit of a combined total of 5 photos for classes 10320 and 10340 can be exhibited (not 5 per class).

10345 Photography Idea/Educational Display

An exhibit that demonstrates learning about photography that does not fit into any previous photography class. This class may include educational displays about printing, processing, editing, marketing, branding, merchandising, etc., as it relates to photography. Display board size may not exceed 48 inches by 48 inches.

Visual Arts Special Rules:

1. Exhibits must be ready for display (artwork framed, wall hangings and pictures ready to hang, etc.) or the member must explain how a larger, heavier exhibit will be displayed. Make sure hangers are strong enough to support the item. Command Strips or other quick attach products are usually not adequate hangers. Items not ready for display will be dropped one ribbon placing.
1. Exhibits made from kits or preformed molds will not be accepted. Exception: Preformed molds (greenware, whiteware) may be used to provide the appropriate surface for a process technique or application of original design.
2. If the exhibit is a finished art object, the source or inspiration of the design, design sketches, or other process for creating the object and design must be included. For additional information see the Visual Arts and Design Elements & Art principles Exhibit Tip Sheets at <https://www.extension.iastate.edu/4h/exhibit-tip-sheets>.
3. If the exhibit is a finished art object information must be included explaining the application of design elements and art principles used in creation of the work.
4. Original works of art must be a creative expression of a design unique to the artist, or represent a significant modification to an existing design to make a new and original statement by the artist.
5. Exhibition of derivative works created by a 4-H'er is prohibited without the written permission of the original copyright holder/owner. Use of copyrighted or trademarked designs, images, logos, or materials in 4-H visual arts exhibits is prohibited unless written permission has been obtained from the copyright or trademark holder/owner. For additional information, see 4-H Exhibit Copyright Information at <https://www.extension.iastate.edu/4h/visual-art>.
6. Exhibitors are limited to 5 total exhibits in Visual Arts Classes (10350, 10355 & 10360) Not 5 per class.

10350 Visual Arts Original Art

An exhibit that showcases the skills you have developed in one or more mediums. Original art is a one of a kind, non replicable design of your creation. By using one medium or a combination, an individual creates an authentic work of art that is not recognizable as another's work. You must explain the application of the most relevant design element(s) and art principle(s) featured in this exhibit. Describe your inspirations, reasons, feelings, and/or motives for creating this work of art.

10355 Visual Arts—Design , Process, or Technique Exploration

This exploration class emphasizes process and provides an individual the opportunity to explore a medium, practice a skill, or study and apply elements and principles of art and design. This class is for experimenting with and practicing skills in different mediums. An explanation of the application of design elements or art principles used when making the exhibit must be included. This exhibit may be an object, portfolio, display, poster, or organized sketchbook. If a non-original design source is used, its origin (where the idea was found, any pictures, sketches, etc.) must still be credited, acknowledged or have copyright permission obtained. See visual arts special rule #6.

10360 Visual Arts - Other Visual Art Ideas/Topics

Exhibits might include the study and research about an individual artist, style, craft, business or marketing process, planning group tour, career options, etc

FAMILY & CONSUMER SCIENCES

10410 Child Development

An exhibit that shows learning about children. An exhibit could include careers in child development, caring for children with special needs, childcare, growth and development, or safety and health. An exhibit that includes items intended for use with children, such as babysitting kits, books, learning games, or toys, must include information about what you have learned about children while creating and using the exhibit OR what the child/children learned from their use of the item(s) in the exhibit.

10420 Clothing and Fashion—Constructed/Sewn Garments & Accessories

A constructed garment or accessory (sewn, knitted, crocheted, or other process) that shows learning about style, fashion, design, thrifty spending, wardrobe planning, types of fabrics, and/or clothing care. Exhibits must be intended to be worn by humans. Exhibits in this class must include information about application of design elements and art principles.

10422 Clothing and Fashion—Purchased Garments & Accessories

Purchased garments or accessories that shows learning about style, fashion, design, thrifty spending, wardrobe planning, types of fabrics, and/or clothing care. Exhibits must be intended to be worn by humans. Exhibits in this class must include information about application of design elements and art principles.

10424 Clothing and Fashion—Other Ideas/Educational Exhibits

Any other educational exhibit that shows learning about clothing and fashion including but not limited to design illustrations, exploration of clothing styles, careers, clothing care, etc. Exhibits in this class must include information about application of design elements and art principles, if appropriate for the exhibit.

10430 Consumer Management

An exhibit that shows learning through savvy budgeting, comparison shopping, money management, or consumer rights and responsibilities.

Food & Nutrition Special Rules

1. Any exhibit considered to be a food safety risk or portray a food safety risk will not be accepted, judged or displayed.
2. All food products/exhibits should be appropriate for human consumption.
3. Food product exhibits must be prepared, baked or cooked using only food grade utensils and containers.

- Products that require refrigeration will not be accepted, judged or displayed.
- Meat jerky products are prohibited.
- The recipe must be included for any prepared or preserved food exhibit, including the source of the recipe.
- Preserved foods must include the Food Preservation Exhibit Label. Only food processed after August 1, 2024 is acceptable. Current USDA and/or Iowa State University guidelines for home food preservation must be used. Contact Boone County ISU Extension or ISU Extension Answerline at 1-800-262-3804. Processed honey must include the Honey Exhibit Label.
- Preserved food exhibits **must** include two product samples. One will be opened for evaluation and discarded; the second will be placed on display and returned to the exhibitor. All perishable food products will be discarded when removed from display.
- Prepared foods should be placed on a firm disposable plate or flat cardboard. Place food product exhibit in a reclosable plastic bag with entry tag fastened outside the bag. Recommended number of items to include with the exhibit: cookies, cupcakes, bars, muffins, rolls, etc.—four (4) to six (6) items. Cakes, loafs, pies, etc.—one (1) whole product.
- The use of alcoholic beverages in the preparation or production of 4-H food exhibits is NOT permitted.

10440 Food & Nutrition – Prepared Product

An exhibit of a prepared food product that shows skills or learning about cooking, baking, eating and choosing healthy foods, or safety practices through the making of a prepared food product. See *Food & Nutrition Special Rules below and HS 76 "Foods for Iowa 4-H Fairs – Quick Reference Guide"* at <https://store.extension.iastate.edu/product/6434> for additional information regarding prepared food products. **Display boxes are not allowed for prepared products.**

10442 Food & Nutrition – Preserved Product

An exhibit of a preserved food product that shows skills or learning about food preservation through the making of a prepared or preserved food product. Processed honey may be exhibited in this class. See *Food & Nutrition Special Rules below and HS 76 "Foods for Iowa 4-H Fairs – Quick Reference Guide"* at <https://store.extension.iastate.edu/product/6434> for additional information regarding preserved food products

10445 Food & Nutrition – Educational Display

An educational exhibit (poster, report, display) that shows skills or learning about cooking, baking, eating and choosing healthy foods, meal planning/preparation & service, safety practices, or food preservation. See *Food & Nutrition Special Rules below and HS 76 "Foods for Iowa 4-H Fairs – Quick Reference Guide"* for additional information regarding prepared and preserved food products. Exhibits showing learning about table settings or menu planning must include a menu.

10450 Health

An exhibit that shows learning through food choices, safe activities, skills such as first aid and CPR, careers, and/or healthy lifestyle choices.

10460 Home Improvement

An exhibit that shows learning in planning, improving and caring for your home living space, including extended personal living areas immediately adjacent to the home. Exhibits may include new or refinished/reclaimed/restored items. Exhibits showing learning about home design, furniture, home accessories, and fabrics must include information about how design elements and art principles were applied.

Home Improvement Special Rules:

- Exhibits must be ready for display (artwork framed, wall hangings and pictures ready to hang, etc.) or the member must explain how a larger, heavier exhibit will be displayed. Make sure hangers are strong enough to support the item. Command Strips or other quick attach products are usually not adequate hangers. Items not ready for display will be dropped one ribbon placing.
- Exhibit write-up/information must include source of inspiration and/or references indicating where the idea or information was obtained, giving credit to original author(s), designer(s), artist(s).

10470 Sewing and Needle Arts –

A constructed item (sewn, knitted, crocheted, or other process) that shows learning and skill in sewing, knitting, crocheting, or other needle arts. May include the construction of household items such as pillowcases, curtains, table runners, quilts, wall hangings, etc. Exhibits in this class are not intended to be worn by humans. Exhibits in this class should include information about the application of design elements and art principles.

10472 Sewing and Needle Arts – Other Ideas/Educational Exhibits

Any other educational exhibit that shows learning about sewing and needle arts including construction techniques, use and care of fabrics and fibers, design illustrations, decorative processes, careers, etc. Exhibits in this class should

include information about the application of design elements and art principles, if appropriate for the exhibit.

10480 Other Family and Consumer Science

An exhibit that demonstrates learning about a family and consumer science topic that does not fit any other Family & Consumer Science class listed.

10490 - Thrifty Meal Challenge

Create a balanced, nutritious meal for family of four (4) that includes a serving from each of the five good groups with a budget of \$11. (The Supplemental Nutrition Assistance Program benefit allowance as of October 2024)

Thrifty Meal Challenge Special Rules:

- Exhibit may be from an individual or group effort.
- The total expense on receipt(s) must not exceed \$11.
- The meal must serve four (4) people, with a serving for each person from each of the five (5) food groups: Fruit, Vegetable, Protein, Grain, and Dairy.
 - Recommended portion sizes per person: ½ cup fruit, ½ cup vegetable, 2-3 ounces protein, 1-2 ounces grain, 1 cup equivalent dairy.
 - If there is a dairy allergy, you may substitute it with a calcium-rich item, but you will need to indicate the allergy and identify how the item substituted provides enough calcium
- The exhibit will be a poster (maximum size 20 inches x 30 inches) that includes:
 - The menu, a list of food items, and appropriate portion sizes for each food item.
 - Meal type (breakfast, lunch, or dinner).
 - Copy of grocery receipts (up to 2).
 - Photos of the experience: grocery shopping, food preparation, and prepared meal.
 - The completed Thrifty Meal Challenge Worksheet attached to the back of the poster.
 - Failure to include the above documentation or adding a folder or binder will drop the exhibit one ribbon placing.

For more information about this special challenge, please go to <https://www.extension.iastate.edu/4h/meal-challenge>

PERSONAL DEVELOPMENT

10510 Citizenship and Civic Engagement

An exhibit that shows learning about or contributing to your community, your country or your world.

10520 Communication

An exhibit that shows learning about written, oral, and visual communication skills. Includes learning participation in Theatre Arts projects or programs such as puppets, stage design, etc. May include original creative writing, poetry, fiction and non-fiction, etc. If finished exhibit includes audio or video, it must be uploaded to YouTube.

10530 Poster Communication Exhibit

Special poster exhibit to visually tell a story or idea about 4-H to the general public. Exhibitors must use one of the following themes:

- 4-H is . . . (open to 4-H members interpretation)
- Join 4-H
- Beyond Ready in 4-H (2024 National 4-H Week theme)
- Lasso Your 4-H Legacy (variation of 2025 Iowa 4-H Youth Conference theme)
- 4-H Sweet 4-H (variation of 2025 Iowa State Fair theme)

Poster Communication Exhibit Special Rules:

- Only one (1) poster per 4-H member may be entered.
 - All posters must be designed on, or affixed to, standard poster board or foam core board: size minimum of 14 inches x 20 inches or maximum of 15 inches x 22 inches.
 - Posters may be vertical or horizontal.
 - Posters may be any medium: watercolor, ink, crayon, acrylic, charcoal, oils, collage, digital images, etc. If digital images or a computer program is used to create the finished poster, the member needs to cite their sources on the Poster Exhibit Entry Form
- Posters cannot be 3-dimensional. Materials used to make the poster may not extend more than 1/8 inch above the poster or foam core board.
 - Each poster must have the completed Poster Exhibit Entry Form

- attached to the back.
- Posters cannot use copyrighted material or exact copies of other promotional designs, such as the Iowa 4-H Youth Conference theme logo.
 - 4-H members may include the 4-H clover in the poster.

10540 Digital Storytelling

Any exhibit that demonstrates the application of technology to produce a creative movie/film/video. Exhibits may include a finished movie or video, creation of a detailed storyboard, editing techniques using digital video software, production techniques, or other display to share what was learned. Copyright permission must be obtained for any non-original material included as part of a film/movie/video. Finished film/movie/video must be uploaded to YouTube.

10550 Leadership

An exhibit that shows learning about leadership skills and influencing others in a positive way.

10560 Self-Determined

An exhibit that shows learning as part of your 4-H adventure and does not fit any other class.

SCIENCE, ENGINEERING & TECHNOLOGY

10610 Mechanics

An exhibit that shows skills or learning about general mechanics or engineering solutions or that involves a combination of skills.

10612 Automotive

Repaired or restored vehicle

10613 Automotive Educational Display

Educational display showing learning about an automotive idea including automotive maintenance, auto operations, auto safety, or automotive systems

10614 Electric

Constructed or repaired article or educational display that shows skills or learning about electric wiring, appliances, lighting, electrical energy sources, safety, etc.

10615 Small Engine

Repaired or restored operating engine or educational display or other type exhibit that shows skills or learning about small engines. This class includes repaired or restored lawn tractors, small motorcycles, go-karts, etc.

10616 Tractor

Repaired or restored tractor

10617 Tractor Educational Display

Educational display showing learning related to tractors, tractor mechanics, tractor operations, or tractor safety.

10618 Welding

Constructed item or educational display that shows skills or learning about welding.

10620 Woodworking

An exhibit that shows learning about wood, woodworking techniques, and safe uses of woodworking tools and machines. Exhibits may include newly constructed or refinished/reclaimed/restored wood items.

10630 Science, Engineering & Technology

An exhibit that shows learning about or helps explain how science and technology help us interact with the world. Topics include biological and chemical sciences, computers & networking, earth & climate, geospatial mapping (GPS/GIS), or any other application of Science, Engineering, or Technology.

10632 Aerospace

Educational display or other exhibit (including flyable models) showing learning about an aerospace idea or topic.

10634 Robotics

Educational display or other exhibit (including working robots) that shows learning about robotics and robotic systems.

Science, Engineering, and Technology Special Rules:

- Exhibitors entered in the 4-H Science, Engineering, and Technology classes are not eligible to exhibit in similar FFA Ag Mechanics classes and vice versa.
- Exhibits must be ready for display (artwork framed, wall hangings and pictures ready to hang, etc.) or the member must explain how a larger, heavier exhibit will be displayed. Make sure hangers are strong enough to support the item.

Command Strips or other quick attach products are usually not adequate hangers. Items not ready for display will be dropped one ribbon placing

COMMUNICATIONS DAY

General Guidelines

- 4-H'ers who have completed 4th grade through 12th grade are eligible to participate. Exception: Extemporaneous Speaking - See event rules for ages
- Education Presentations and Working Exhibits may be given by one or more 4-H'ers. Teams consisting of youth of mixed grades will be entered in the class of the member in the highest grade level (i.e. a team with a 5th grader and an 8th grader must be entered in the intermediate/senior class). Clover Kids are not eligible to participate.
- Topics selected by the 4-H'er(s) should be an outgrowth of his/her 4-H experience (s). Topics should be appropriate for presentation to a general audience.
- Presentation content must be the original work of the presenter(s). Extensive paraphrasing from other sources is prohibited. Use of brief quotations or excerpts from other works is permitted provided the sources is identified.
- Entry Process:** The responsibility for making proper entry rests upon the exhibitor. Online entry using Fair Entry is available at www.extension.iastate.edu/boone/county-fair **All entries must be submitted online by June 1 for Educational Presentations, Public Speaking and Extemporaneous Speaking and July 1 for Working Exhibits and Share the Fun.**
- Educational Presentation and Extemporaneous Speaking and participants will be involved in a "peer evaluation program"
- Participants are expected to be present for awards given at the close of the event session.
- Participants in the 4-H Communication Programs are expected to wear a 4-H shirt and/or clothing representative of the topic of the presentation.
- 4-H'ers must use sanitary and safe procedure and methods at all times. Educational Presentations and Working Exhibits involving food must follow established food safety guidelines.
- Video taped Presentations will not be accepted.
- Stickers are not allowed for any communication class.
- All participants are expected to comply with all copyright/trademark regulations. Copyrighted material may not be distributed without permission.**

Educational Presentations

Provide an opportunity for 4-H'ers to demonstrate communication skills by presenting knowledge, information, or a process to an audience.

11101 Educational Presentations (Junior) - Judging June 23

Must have completed 4th, 5th or 6th grade in the current year. Presentation must not exceed 15 minutes. 4th graders are not eligible to advance to the Iowa State Fair. Purple "outstanding" ribbons may be awarded at the judge's discretion. Participants must turn in a completed Educational Presentation Report Form during event check-in.

11102 Educational Presentations (Intermediate/Senior) - Judging June 23

Must have completed 7th-12th grade in the current year. Presentation must not exceed 20 minutes. Participants must turn in a completed Educational Presentation Report Form during event check-in.

11401 Extemporaneous Speaking— Judging June 23

- Participants must be senior 4-H'ers - completed 9th through 12th grade (or that equivalent) in the current year.
- Program format:
 - 30 minutes before the program, each participant will draw three of the available topics, selecting one to speak on. The selected topic will not be available to the other participants in the speaker's assigned room. The general nature of the topics will relate to 4-H. The other two topics drawn but not chosen will be returned to the available topics for the other participants.
 - A preparation room is to be used with one participant per speaking site admitted initially and one additional participant per speaking site admitted periodically as the program progresses. A participant may not leave the preparation room until it is time to speak, nor may a participant receive help from a parent, leader, other adult or any other youth. A program official will assist participants with the time requirements.
 - All reference material will be screened by a program official on the following basis:
 - Participant may bring his/her own books, magazines or newspaper clippings for reference during the thirty minutes of preparation.
 - Reference material must be printed material such as books or magazines (cannot be notes, outlines or speeches prepared by the

participant or by another person for use in this program.

- Some relevant reference material will be available in the preparation room. This material will consist of historical material related to the 4-H program.
- Each speech shall be the result of the 4-H'ers own efforts using approved reference material that a participant may bring to the preparation room. No other assistance may be provided. Plain 3"x5" note cards will be provided for each participant in the preparation room. If notes are used, the 3"x5" note cards provided must be used in delivering the speech.
- Only notes made during the preparation period may be used.
- Each speech shall be not less than four but no more than six minutes with five minutes additional time allowed for related questions, which shall be asked by the judge. The participant will be shown time cards in an ascending order (1, 2, 3, 4, 5) by the time keeper. "Stop" will be said at six minutes.
- The program timekeeper will introduce each participant by name and the county he/she represents. The participant will be expected to introduce his/her speech by title only.
- Participants are not permitted to use any props, gadgets, posters or audiovisuals of any sort. A podium not will be available.
- Speeches will be evaluated using the following criteria:
 - Content related to topic.
 - Knowledge of the subject.
 - Organization of material.
 - Power of expression.
 - Voice.
 - Stage presence.
 - General effect.
 - Response to questions.
- A judge's critique/conference with each participant will be included as a part of the program.

Public Speaking General Rules

- Purpose**— Encourage the development of communication skills for Boone County Junior and Intermediate 4-H'ers by providing an opportunity to prepare and deliver a speech on a specific topic or set of topics within a time frame.
- County level only event**— Judging is on Monday, June 24th
- Participants are not eligible to advance for State Fair. Purple (outstanding) ribbons may be awarded at the judges discretion.
- 3" x 5" note cards are permitted.
- The participant can choose to introduce themselves and their topic or have the helper/photographer introduce the participant's name and the topic they have chosen.
- Speeches will be evaluated using the following criteria: Content related to topic, Knowledge of the subject, Organization of material, Power of expression, Voice, Stage presence, General effect and Response to questions.
- Participants will come prepared to speak about one of the three predetermined topics based on their grade. See below. Participants can select which of the three topics they want to speak about.
- Time for questions may extend the maximum allotted time.

11402 Public Speaking (Junior) - Judging June 23

Must have completed 4th—6th grade (or the equivalent) in current year. Each speech shall be no less than one but no more than three minutes long.

Junior Public Speaking Topics for 2025 are:

- What do you like best about your 4-H club and why?
- Identify your favorite pizza. Describe how you would make it.
- Share about your favorite park.

11403 Public Speaking (Intermediate) - Judging June 23

Must have completed 7th or 8th grade (or the equivalent) in current year. Each speech shall be no less than two minutes but no more than four minutes long.

Intermediate Public Speaking Topics for 2025 are:

- Share why you are participating in this 4-H communication activity. Explain how the communication skills you are using can help in other areas of your life.
- Identify three things you have learned in 4-H that you probably would not have learned anywhere else.
- Describe a book you recently read. What did you like about it? What did you not like about it? Why?

OTHER COMMUNICATIONS

The following classes also follow the general guidelines for Communications Day on page 37. Pay close attention to judging dates.

Working Exhibit General Rules

- Purpose** - Provide an opportunity for 4-H'ers to communicate, interact with, and teach an audience in an informal and experiential way.
- Participants must turn in a completed Working Exhibit Report Form during event check-in.
- 4-H'ers may participate in one working exhibit per year.
- Suggestions for presenting your working exhibit:
 - Include posters with the title of your exhibit; what you are teaching or what you want others to know about the topic of your exhibit; steps of the process or activity; and/or sources of information
 - Provide handouts with same information
 - Arrange your materials to follow the steps or stages of the process or activity.
 - Encourage people to stop at your exhibit with opening ended questions and a smile. You might say "Come and try to ____?" "How about learning about ____?"
 - Explain your topic briefly when visitors stop.
 - Continue working on the exhibit activity, even when no one is at your table.
 - If working with food—follow the *Food and Nutrition Special Rules*. Also see HS76 "Foods for Iowa 4-H Fairs—Quick Reference Guide"

11201 Working Exhibit (Junior) - Judging July 18

Must have completed 4th-6th grade in the current year. Scheduled for a 60 minute period.

11202 Working Exhibit (Intermediate/Senior) - Judging July 18

Must have completed 7th-12th grade in the current year. Scheduled for a 60 minute period.

11301 Share the Fun—Judging Monday, June 30

- The purpose of this event is to provide an opportunity for 4-H'ers to share their skills and talents before an audience purely for the sake of enjoyment.
- Open to all 4-H'ers who have completed 4th grade through 12th grade (or that equivalent) in the current year. Exception: If the act involved a whole club, the following criteria must be applied to determine if the club can be entered in the Share-the-Fun program at the Iowa State Fair: At least 80 percent of the performing group must have completed 5th-12th grade in the current year.
- Share-the-Fun performances must not exceed six minutes in length.
- Skits, songs, stunts, short one-act plays, dance, and other entertainment will be acceptable. All performances must be appropriate for presentation to a general audience.
- All performers must turn in a completed 4-H Share-the-Fun report form at event check-in to confirm stage setup, cue music, etc.
- Up to three county entries may be selected for State Fair. State Fair exhibitors must have just completed 5th - 12th grades. One entry per 4-H'er can go to State Fair.
- Exhibitors are encouraged to do a short introduction for the audience before their act. Such as: why they chose that song/piece of music, who wrote the skit/choreographed the dance, who authored the poem/wrote the song, etc.

FASHION DAY

Monday, June 30, 2025 | Location Community Building
Judging – Morning Fashion Show – 6:00 pm

General Guidelines

- Entry Process:** The responsibility for making proper entry rests upon the exhibitor. Online entry using Fair Entry is available at www.extension.iastate.edu/boone/county-fair All entries must be submitted online by June 1st through the FairEntry to avoid paying a late fee. Entries after June 1st must be made in the Extension Office during office hours and will be charged a late fee of \$5 per business day after the June 1st Deadline. **Outfits must be purchased before Entry Form is turned in on June 1.**
- Limit one outfit per class. After the due date, a judging schedule and Clothing Event Report Form will be sent to all participants.
- Judging will be based on the interview, garment construction and fit, overall appearance, cost, grooming, and suitability of the outfit for the intended purpose. Evaluation will consist of an individual timed (approx. 8 min) interview and may be asked to do a group observation for the judge.

Participants are to be present for a style show in the evening.

- 4. Complete a Clothing Event Report Form and turn the completed form in at check-in. Be prepared to discuss goals, information on label, accessories, design, style, fit, care, fiber content, construction, costs, suitability, care and cost per wearing, design elements, art principles, and what you learned.

5. State Fair Eligibility for Clothing Events

- State Fair participants must be senior level 4-H'ers (just completed grades 9 – 12.) Participants may represent Boone County in only one clothing event per year.
• Fashion Revue Class: Four participants total with no more than two (2) participants with an entry in any given category (athletic wear, formal wear, everyday wear, costume).
• \$20 Challenge Class: Four participants total with no more than two (2) participants with an entry in any given category (athletic wear, formal wear, everyday wear, costume).
• Clothing Selection Class: Four participants total with no more than two (2) participants with an entry in any given category (athletic wear, formal wear, everyday wear, costume).
• Innovative Design Class: Four participants total with no more than two (2) participants with an entry in any given category (athletic wear, formal wear, everyday wear, costume).
• The categories in each class will be judged together.
• Outfits or accessories which will be worn at clothing events at State Fair may not be entered as a state fair exhibit from Boone County.
• Outfits advancing to State Fair may NOT be entered as a static exhibit at the County Fair.
• State Fair participants will receive information about state event at a later date.
• Participants must attend the runway show to be eligible for awards.

Fashion Revue

- 1. Read and comply with General Fashion Day Guidelines.
2. The purpose of this class is to encourage construction of a personal garment or outfit. Garments do not have to be perfect to advance.
3. Consideration is given to fit, color, style, suitability, attractiveness, quality of construction, stage presentation, and required care.
4. Youth participants will model a garment or outfit they constructed, hand-knitted, machine-knitted, or crocheted during the current 4-H year.
5. A garment or outfit consists of one to three pieces such as, but not limited to, party clothes, tailored suits, vest, slacks, shirt, skirt, active sportswear and/or coats.
6. Blouses, shirts, and sweaters are usually considered as garments. If they are used to complete an outfit, they may be constructed or selected.
7. All other accessories and undergarments may be constructed or selected.
8. Appropriateness of an outfit or garment will only be considered in terms of fit.
9. Constructed garments/accessories can also be entered in 10420 Clothing and Fashion—Constructed/Sewn Garments & Accessories class unless advancing to State Fair.

Clothing Selection

- 1. Read and comply with the General Fashion Day Guidelines.
2. The purpose of this class is to select and/or purchase an outfit that represents the 4-H'er's goal or intended use for the selected outfit.
3. Judging is based on fit, color, style, suitability, attractiveness, quality and construction features, stage presentation, required care, and cost comparison.
4. There is no consideration in the judging on the amount spent, only in the process of recordkeeping and reflection on the cost of the individual items as a part of the process.
5. Outfits may be purchased at a department store, boutique, online store, sidewalk sales, retail shops or mall stores. Outfits may also be purchased at garage sales or other second hand venues at any price point. Outfits may be gifts, hand-me-downs, relative or friend's modern or vintage clothing, or existing personal clothing, as long as the 4-Her actually selected the item as part of this specific outfit for the stated purpose.
6. Home-sewn clothing that was not sewn specifically for the participant are acceptable, such as purchases from a used clothing store.
7. Constructed garments/accessories can also be entered in 10422 Clothing and Fashion—Purchased Garments & Accessories class unless advancing to State Fair.

The \$20 Challenge

- 1. Read and comply with General Fashion Day Guidelines.
2. This class is designed to expand the 4-H'er's shopping experience to shopping venues emphasizing recycling, reducing and reusing. Outfits must be purchased at a garage sale, consignment store, thrift store,

secondhand store, or similar place.

- 3. Online venues are allowed and must be second-hand in nature. Shipping and handling is not included in the total calculations.
4. Traditional shopping venues may not be used, regardless of a low regular or sale price. Hand-me-downs or clothing as gifts do not qualify for this class.
5. Twenty dollars is the purchase price limit including tax. However, some second hand stores and venues do not typically charge sales tax.
6. Receipt(s) for every item included as a part of the calculated total must be submitted with the Clothing Report Form on judging day. A garage sale receipt can be a piece of paper with the name of the location such as "Jane Doe garage sale", date, amount paid, and signature of person selling at the garage sale. If the outfit was free at a garage sale, "free" can be listed on the report form and on the receipt. Failure to provide receipts will result in a reduced evaluation.
7. An outfit consists of major clothing pieces such as a shirt, sweater, jacket, and pants and/or dress. Shoes, undergarments and accessories are not included in the \$20 purchase price limit.

QUESTERS

The QUESTERS is an international organization dedicated to preservation and restoration of our heritage. The goal of this award is to recognize Boone County 4-H and FFA members who demonstrate the importance of preserving and/or restoring items for enjoyment now and for future generations. Any Boone County 4-H or FFA member is eligible for this award. There will not be a special class to qualify for this award. Boone County Questers will use the existing classes to determine the award winners the day following regular conference judging.

Criteria for the Award:

- Exhibit must be vintage
• Photographs must document project from start to finish
• History of the exhibit, including where it was found
• Information on the preservation research
• Cost of the restoration (Even is materials are free or on-hand)
• Information on significance to member and how it will be used
• Explanation of assistance on the exhibit
• Any other information that will help explain the exhibit

Awards:

The Quester Awards will be a certificate, ribbon and cash prize. Winners are invited to speak to the Questers Group about their exhibit.

Sponsored by Barb Clawson Family and Lowe's

- 1. Any 4-H club/FFA Chapter is eligible to enter up to 2 buckets.
2. Buckets used in the challenge must be picked up from the Extension Office.
3. Bring the buckets to the Community Building on static exhibit day by 3:00 p.m. Fill out a form for the club/chapter participating and names of individuals involved.
4. Entry should be labeled with the club/chapter's name.
5. Buckets will be judged at the end of Static Exhibit Judging Day and then placed around the fairgrounds.
6. Members do not need to be present for judging.
7. Clubs/chapters will determine bucket design, organization and kinds of flowers/materials according to the theme. The theme for the 2025 Boone County Fair is "Dare to Beautify at the Fair".
8. All plants in the bucket must be real.
9. This class is NOT eligible for the Iowa State Fair.
10. Ribbons will be awarded, as well as a monetary award, for the top three buckets.
11. The buckets must be picked up on Sunday, July 20, 2025 at 4:00 p.m. when static exhibits are released.

4-H Extravaganza

July 18, 2025 9—11 am
Fun, Hands-On Youth Activities!



#

Extravaganza Booth Entry Form

This entry form is to be used for booths that will not be judged as working exhibits. Working Exhibits must be entered online in FairEntry.

Due to the Extension
Office no later than
July 1!

4-H Club: _____

Lead Name and Contact Information: _____

Booth Name: _____

Booth Activity Description: _____

Time (please indicate what time(s) your booth will be in operation on **Friday, July 18:**

9:00 – 10:00 am: _____ (booth will not be judged as a working exhibit, Working Exhibits must be entered online in FairEntry)

10:00 – 11:00 am: _____

9:00 – 11:00 am: _____ (booth will be open the whole two hours)

Will you be doing the same activity for the whole two hours? _____

If not, please provide the second hour's booth name and activity description:

Amanda Woodlund, *Extravaganza Coordinator*, may need to change arrangements based on booth availability.

Pee Wee Livestock Shows

Register using the online application at www.boonecountyfairia.com

Registration deadline July 1st Late entries will not be accepted

General Rules:

- Open to kids ages 5-9 (not yet able to enter 4-H)
- All animals must arrive during designated check in days/times
- Pee wee exhibitor does not have to own their the animal, (borrowing is acceptable, but must be coordinated by participant)
- All animals must pass vet inspections upon entering the fairgrounds
- The Fair Board and/or livestock committees are not responsible for marketing animals.
- All PeeWee animals can be released after their show.
- This is a fun show, participation awards will be given to all exhibitors.
- Kids are limited to showing one animal per species

Note New Show Days/Times:

Rabbit—Saturday 1:00pm—Bloomgren Awning

Swine—Saturday 1:00pm—Show Ring

Lamb/Goat—Thursday 1:00pm—Show Ring

Calf—Friday 12:30pm—Show Ring

Entry Times

- **Swine** Wednesday (pee-wee exhibitors MUST use a Boone County 4-H/FFA pig already checked in on Wednesday)
- **Lamb/Goat** Thursday 7-8am Gate C (or during regular 4-H/FFA species entry time IF they have made arrangements to stall with a 4-H/FFA exhibitor)
- **Calf** Friday 7-8am Gate C (or during the regular 4-H/FFA check in time)
- **Rabbit** Saturday 12-1pm Check in north side of rabbit barn (or during the regular 4-H/FFA check in time)

After you drop off your pee wee animal, all trailers must be parked in the far east trailer parking lot.

Open Contests & Events

LIL MISS & MR. BOONE CO FAIR - THURSDAY 6:00 PM

Online application, www.boonecountyfairia.com
Registration form due **Wednesday** before the Fair

RULES & PRIZES

1. Contestants must reside in Boone County and be ages 5-9
(not able to be in 4-H).
1. Judging will be based on: Application, contestants answering questions on stage & community participation.
2. Great prizes for all participants.

FAIR QUEEN CONTEST

Online application, www.boonecountyfairia.com
Registration due June 15th, No Entry Fee
Judging will take place Sunday before Fair
Crowning will take place Thursday of Fair at 6:00 PM

Contest Rules

1. Each contestant must be at least 16 years of age and not more than 21 years on the first day of the Iowa State Fair.
2. Contestants must never have been married or have had children.
3. Must reside in the county she represents or an adjoining county if her 4-H/FFA membership is in.
4. Each contestant must be an active member in good standing of a Boone County FFA chapter or a 4-H club (or a 4-H alumni who has graduated)-
5. Contestants cannot be crowned queen if they are a current title holder for any other group (with the exception of county livestock organizations).
6. No professional model (one who has had ongoing employment in which modeling was the primary part of the job) is eligible to compete in the state competition.
7. Any queen contestant who has competed at the Iowa State Fair Queen Contest may not compete again. If a contestant entered the county contest last year but did not participate at the state level, or did not win the county level may enter the county fair contest again. (If all other requirements are met
8. Contestants must complete an application and submit prior to the deadline.
9. Contestants must have a Boone County 4-H or FFA leader/advisor or Boone County Fair Board member or Livestock committee member complete the online "contestant character evaluation" prior to the deadline.
10. Contestants must participate in interviews with the judging panel.
11. A competent judging panel will select the Boone County Fair Queen and Princess. Judging will be based on the following: Personality, Attitude, Appearance, and Awareness, Leadership and citizenship – Contribution to Community, Fair Participation, Overall Appearance, Charm, Poise. These qualities will be evaluated in the application, character evaluation and interview. Judging comments are not available to the contestants.

Fair Queen Contest rules continued...

12. winner of the county contest will be crowned "Boone County Fair Queen". The first runner up will be named the "Boone County Fair Princess". The Queen and Princess will be required to enthusiastically appear for the County Fair Board in official capacities at each of the shows, grandstand events, and any other events that the board deems necessary.
13. The Boone County Fair Queen and Princess will happily represent the fair in the Boone County Fair and other local parades and fair promotional events.
14. The crowned Boone County Fair Queen is required to participate in the Iowa State Fair Queen Contest. In the event the Boone County Fair Queen is unable to participate in the Iowa State Fair Queen Contest, the Princess will represent Boone County
15. The reigning Boone County Fair Queen and Princess are expected to conduct themselves in a manner that reflects positively on herself, her family and the Boone County Fair. Should the reigning Boone County Fair Queen or Princess become involved in any inappropriate activity including (but not limited to) a drug or alcohol related offense that reflects negatively on herself, her family or the Boone County Fair, the Fair Board (by majority vote) can remove her crown, title & scholarship.
16. The Boone County Fair Board reserves the right to change and interpret the foregoing rules and regulations at any time as may be deemed expedient.

Fair Queen Contest Prizes

Boone County Fair Queen \$400
Boone County Fair Princess \$200
Runner Up \$75
Honorable Mention \$50

MUD VOLLEYBALL TOURNAMENT - SUNDAY 10:00 AM

ONLINE APPLICATION www.boonecountyfairia.com
*bring payment day of tournament, cash or check
Registration deadline Wednesday before the Fair
\$70 Entry Fee/Team—NO REFUNDS
Rules can be found on our website.

PEDAL TRACTOR PULL - SUNDAY AT NOON

Registration at noon the day of the event (south of the swine barn)
No Registration Fee
Open to kids ages 4-11
Trophies for top 3 in each age division!

MUTTON BUSTING - THURSDAY 7:30 PM

Online application www.boonecountyfairia.com
Registration limited to first 40 participants
No Registration Fee
Children ages 4-8 may participate (must weigh under 55 lbs)
Waiver must be signed by parent or guardian of all children
Safety vest and helmet must be worn during the event.
Great prizes for all participants!



Open Contests & Events

BILL RILEY TALENT SEARCH – SUNDAY 1:00 PM

Online application, www.boonecountyfairia.com

Registration deadline July 1st

No Entry Fee

1. All regular Iowa State Fair Bill Riley Talent Search rules apply
2. Senior & Sprout Divisions
3. Cash prizes for top three in each division

FAIR PARADE – THURSDAY 5:00 PM

Online application, www.boonecountyfairia.com

Registration deadline Wednesday before Fair at 5pm

No Entry Fee

Entries must be lined up by 5:00 PM.

Throwing candy is permitted.



COOKOUT CONTEST— SATURDAY 4:00 PM

Sponsored by the Boone County Farm Bureau

Registration due to the Farm Bureau Office

Divisions: Beef, Pork Lamb, Poultry, Turkey Combo/Specialty

1. Entries will be judged on the basis of taste, appearance and originality.
2. Overall 1st Place - Cookout Champion
3. Division Winners
4. The Cookout Champion, along with all first place category winners will have the chance to compete in the Iowa Farm Bureau Cookout Contest at the Iowa State Fair.

OPEN CLASS—STATIC DEPARTMENTS

Home, Horticulture & Photography

Registration:

- All registration must be done **in advance** using Fair Entry. You can do it on your own at www.boonecountyfairia.com
- Fair Entry registration assistance will be offered two different evenings in July before the Fair. Please check the website for those days/times.
- If you *might* bring an item, please enter it. (It's easier to not check-in a project that is already entered than it is to enter a brand new project into the system.)
- Check In will be Saturday from 8:30 m– 10:30am of Fair in the Community Building

Open Static General Rules:

- Participates may enter two entries per class
- Judging will start at 11:00am on Saturday of the Fair.
- All exhibits must remain in place until pickup between 5 & 6 pm on Sunday of Fair.
- Participation open to anyone. (4-H/FFAers may enter, but not with a projected they exhibited in 4-H/FFA)
- All entries must be made/grown by the exhibitor
- All entries must have an entry tag on them (entry tags will be printed from the Fair Entry system and given to you at check in)
- Judging will occur starting at 11am. The judge will allow exhibitors to watch the judging. Questions may be asked as a learning tool. No harassment of the judge will be allowed or the exhibitor will be asked to leave.

- The Fair Board & volunteers will not be responsible for any lost or damaged articles or for removing any exhibits. Exhibitors are responsible for cleaning up exhibits. Entries and premium money will be released no earlier than **4 p.m. on Sunday**, Premium money provided by the Boone County Fair Board can be collected from the exhibit area of the Community Building. Unclaimed exhibits will be discarded at 6 p.m. and premium money will be returned to the Boone County Fair Board.
- Decision of judges is final. Superintendents will disqualify any exhibit that does not meet the requirements of the class in which the exhibit is entered.

Open Class Awards

Each will get a blue, red or white award.

Top awards as listed below will be given to both senior and junior divisions.

Best of Show - Top in Each Department

Division Winner - Top in each Division

Class winner - Top in each Class

OPEN HORTICULTURE AREA RULES

1. Specific divisions/classes can be found on the fairs website.
2. Names on the Exhibitor Tag should be to the variety (cultivar) when possible. Botanical (binomial scientific) names increase the plants value in judging.
3. Container grown plants must have been in the possession of the exhibitor for not less than two (2) months. The exception to that is of multiple planting which must have been grown together for at least six weeks. Must be moved out of plastic pots purchased in and planted in decorative containers. Double potting is permitted.
4. Specimens must be displayed in clear bottles supplied by the exhibitor unless noted behind division name. They should be in proportion to the size of the specimen. A small piece of wood, foam, or plastic wrap may be inconspicuously placed in the neck of the bottle to prop the specimen upright. Fruits and vegetables are to be exhibited on white disposable plates. Plates will be available at the registration table.
5. All entries should be clean and well groomed. Self-foliage should be included with specimen if it is naturally attached to the bloom stem, but no foliage should be below water level. No polishing or oiling of foliage is permitted. Plants with insect infestation may not be exhibited.

OPEN PHOTOGRAPHY AREA RULES

1. Specific divisions/classes can be found on the fairs website.
2. Photos shall have not been previously exhibited at the Boone Co. Fair.
3. One side of the photo must be at least 6 1/2" visible and not more than 14" One side of the matting must be at least 7" and not more than 14"

OPEN HOME AREA RULES

1. Specific divisions/classes can be found on the fairs website.
2. No items accepted that have previously been entered.
3. Unfrosted cakes and breads must be on covered cardboard and placed in a plastic bag. (Not plastic wrap)

Boone County Fair Open Swine Show

Wednesday July 16, 2025
Boone County Fairgrounds

Arrive after 3:00 pm
Show Time: 6:00 pm



For More Information
Contact:
Justin Adams, 515.230.0007

Boone County Fair Open Horse Show

Saturday July 19, 2025
Boone County Fairgrounds Horse Arena

Office Opens: 9:00 am
Show Time: 10:00 am


For More Information Contact:
Boone County Extension,
515.432.3882



Boone County Fair Open Beef Show

Sunday July 20, 2024
Boone County Fairgrounds

Check-In Time: 9:00-10:30 am
Show Time: 1:00 pm



Entry Fee/head
Pre-Registration by July 1st—\$35
Registration after July 1st—\$45

For More Information or to Register Contact:
Skyler Rinker, 515.290.0856
Andrew Heineman, 515.230.5783

Pre-Fair Week Schedule of Events

June 1
Communications Day and Fashion Day Entries Due
in Fair Entry Online

June 22 | 5:30 pm
Aerospace Interest Group Launch, Fairgrounds
Campgrounds
(Rain Date—June 29)

June 23 | 2:00 pm
4-H Communications Day, Extension Office

June 30 | 8:00 am
4-H Fashion Day Judging, Community Building

June 30 | 6:00 pm
Style Show & Share the Fun, Community Building

July 1
Livestock/Small Animal Entries Due in Fair Entry
Online

July 10 | 5:00 pm
Pre Fair Clean-Up, Fairgrounds

July 12 | 9:00 am
Dog Show, Show Ring

July 13 | 2:00 pm
Boone County Fair Queen Interviews, Community
Building

July 14
Booth Decorating, Community Building

2025 Boone County Fair Schedule

Tuesday, July 15th (4-H Food stand will not be open on Tuesday)

8:30 am—3:30 pm	Static Exhibit Judging	Community Building
9:00 am—4:00 pm	Bake Sale	Community Building

Wednesday, July 16th

6:00—10:00 am	Horses Must Arrive - Must be on Fairgrounds by 10:00 am	Barns
7:00—11:00 am	Beef, Dairy, Sheep, and Meat Goats Must Arrive Must be on Fairgrounds by 11:00 am	Barns
7:00—9:00 am	Beef Pen of 3 Check-In and Weigh-In	Beef Pen of 3 Barn
7:00—9:00 am	Herd Builder Division Check-In and Weigh-In	Beef Pen of 3 Barn
8:00—12:00 pm	Poultry Arrival and Check-In	Poultry Barn
8:00 am—8:00 pm	4-H Food stand Open	Erb Center
10:00 am-12:30pm	Sheep and Meat Goat Weigh-In	Show Ring/Sheep Barn
11:30 am	Horse Exhibitor Meeting and Check-In	In-Between Horse Barns
Noon	Dairy Check In	Barn
Noon - 3:00 pm	Swine Arrival	Swine Barn
3:00—7:00 pm	Vendor Arrival	Commercial Building
4:00—6:00 pm	Rabbit and Poultry Check-In	Rabbit and Poultry Barns
5:00—7:30 pm	4-H/FFA Horse Trail & Costume Classes	East Arena
6:00 pm	Open Swine Show	Show Ring
6:00—7:00 pm	Beef Check-In and Weigh-In	Show Ring
7:15 pm	Beef Exhibitor Meeting	Beef Barn

Thursday, July 17th

7am— 8pm	4-H Food stand Open	Erb Center
7:00-7:30 am	Horse Halter Only Vet Check	West End of Warm Up Arena
7am-8am	Pee Wee Lamb/Goat Check In	Gate C
8:00 am	4-H/FFA Horse Showmanship and Halter Show	East Arena
8:00 am	4-H/FFA Meat Goat Show	Show Ring
9:00 am	4-H/FFA Bucket/Bottle Calf Interviews	Community Building
9:30 am	4-H/FFA Sheep Show	Show Ring
10:00 am	Mobile Dairy Classroom Demo	South Lawn
Noon	4-H/FFA Horse Performance Show	East Arena
11:00am - 9pm	Food Vendors Open	
11:30am-12:30pm	Meat Bird Check-In	Poultry Barn
1:00 pm	Mobile Dairy Classroom Demo	South Lawn
1:00 pm	4-H/FFA Poultry Show	Blomgren Awning
1:00 - 8:00 pm	Commercial Exhibits Building Open	Commercial Building
1:00 pm	Clover Kids Showcase	Community Building
1:00— 9:00 pm	AgriGolf Free Activity	South Lawn
1:00 pm	Pee Wee Lamb & Goat Show	Show Ring
2:00 pm	Clover Kids Stuffie Fashion Show	Community Building
3:00 pm	Mobile Dairy Classroom Demo	South Lawn
3:30 pm	4-H Static Exhibit Orientation and State Fair Photos	Community Building
4:00—close	CARNIVAL OPEN (wristband hours 6:00-9:00 pm)	West Lawn
5:00 pm	Fair Parade	11th Street
5:00 pm	Mobile Dairy Classroom Demo	South Lawn
6:00 pm	Boone County Fair Royalty Coronation (Fair Queen & Princess & Lil' Mr & Miss)	Leonard Good Stage
7:00 pm	Mobile Dairy Classroom Demo	South Lawn
7:30 pm	MUTTON BUSTING	Show Ring
7:00 pm	LG Stage Beer Tent Opens	Leonard Good Stage
7:30-10pm	FREE CONCERT - KARA CHRISTENSEN	LG Stage
9:00-10:00 pm	Beef fitting trailers arrive	Gate C

2025 Boone County Fair Schedule

Friday, July 18th

6am-7pm	Cow Calf Pair/Produce of Dam & Lactating Cows/Goats Arrive	Gate C
7am-8pm	4-H Food Stand Open	Erb Center
7am-8am	Pee Wee Calf Check In	Gate C
8:00 am	4-H/FFA Beef Show	Show Ring
9:00 am	4-H Extravaganza and Working Exhibits	Community Building
10:00 am	Mobile Dairy Classroom Demo	South Lawn
11:00am - 9pm	Food Vendors Open	
Noon	Boone County Cattlemen's Lunch (for beef exhibitors and families)	Shade Area
Noon	4-H/FFA Beef Pen of 3 and Herd Builder Show	Show Ring
1:00pm	4-H/FFA Dairy Cow and Dairy Goat Show	Show Ring
Noon—7pm	Barrell Train Rides	South of Community Bldg
12:30pm	Pee Wee Calf Show	Show Ring
1:00 pm	Mobile Dairy Classroom Demo	South Lawn
1:00 - 8:00 pm	Commercial Exhibits Building Open	Commercial Building
1:00– 9:00 pm	AgriGolf Free Activity	South Lawn
2:00 pm	Exotic Animal Show	Blomgren Awning
2:00 pm	Foam Cannon Party	South Lawn
2:30 pm	4-H/FFA Cat Show	Community Building
3:00 pm	Mobile Dairy Classroom Demo	South Lawn
4:00 pm	4-H/FFA Small Pet Show	Community Building
4:00 pm	Foam Cannon Party	South Lawn
2:00 pm—Close	CARNIVAL OPEN (Wristband hours 3:00 -6:00pm)	West Lawn
5:00 pm	Mobile Dairy Classroom Demo	South Lawn
5:30 pm	Ag Olympix	Show Ring
6:00 pm	4-H/FFA Horse Timed and Fun Classes	East Arena
6:00 pm	Foam Cannon Party	South Lawn
6 & 7 pm	Iowa Cloggers Performance	South of Commercial Bldg
6:00 pm	Grandstand Beer Tent Opens	Grandstand
7:00 pm	Mobile Dairy Classroom Demo	South Lawn
7:00 pm	LG Stage Beer Tent Opens	Leonard Good Stage
7:00 pm	GRANDSTAND SHOW - DEMOLITION DERBY	
8:00-11pm	FREE CONCERT - NOT QUITE BROTHERS	

MUST PURCHASE BEFORE THE FAIR! \$120 VALUE FOR ONLY \$60!



July 17-20, 2025

MEGA TICKET PACK

4 ADULT TICKETS & 4 KIDS TICKETS

TO THE GRANDSTAND SHOW YOU CHOOSE

PLUS 2 CARNIVAL WRISTBANDS

TO BE USED DURING ONE OF THE WRISTBAND TIMES

NO: 012345

GRANDSTAND SHOWS

DEMO DERBY JULY 18TH 7PM

TRACTOR PULL JULY 19TH 7PM

TOUGH TRUCKS JULY 20TH 2PM

CARNIVAL WRISTBAND HOURS

THURSDAY JULY 17TH 6-9PM

FRIDAY JULY 18TH 6-6PM

SATURDAY JULY 19TH 12-3 OR 6-9

SUNDAY JULY 20TH 1-4PM

2025 Boone County Fair Schedule

Saturday, July 19th

7am-8pm	4-H Food stand Open	Erb Center
8:00 am	4-H/FFA Rabbit Show	Blomgren Awning
9:00 am	4-H/FFA Swine Show	Show Ring
8:30—10:30 am	Check In for Open Home, Horticulture and Photography Exhibits	Community Building
10:00 am	Open Horse Show (Office opens at 9:00 am)	East Arena
10am—8pm	Commercial Exhibits Building Open	Commercial Building
10:00 am	Mobile Dairy Classroom Demo	South Lawn
11:00 am	Foam Cannon Party	South Lawn
11:00am - 9pm	Food Vendors Open	
12:00 pm	Boone County Pork Producers Lunch (for swine exhibitors and families)	Shade Area
12:00 pm—Close	CARNIVAL OPEN (wristband time available from Noon-3 or 6-9)	West Lawn
12:00 pm -4pm	FREE Face Painting	Commercial Building
Noon—7pm	Barrell Train Rides	South of Community Bldg
1:00— 9:00 pm	AgriGolf Free Activity	South Lawn
1:00 pm	Mobile Dairy Classroom Demo	South Lawn
1:00 pm	Pee Wee Swine Show Bacon Buddies Swine Show	Show Ring
2:00 pm	Foam Cannon Party	South Lawn
3:00 pm	4-H/FFA Dog Agility Show	Show Ring
3:00 pm	Mobile Dairy Classroom Demo	South Lawn
4:00pm—6:00pm	Safety Saturday (up close look at Boone County Emergency vehicles)	South of Community Bldg
4:00 pm	Farm Bureau Cookoff Contest	South of Community Bldg
4:00 pm	Farm Bureau Free Watermelon Feed	South of Community Bldg
5:00 pm	Foam Cannon Party	South Lawn
5:00 pm	Mobile Dairy Classroom Demo	South Lawn
6:00 pm	Grandstand Beer Tent Opens	Grandstand
7:00 pm	Mobile Dairy Classroom Demo	South Lawn
7:00 pm	LG Stage Beer Tent Opens	Leonard Good Stage
7:00 pm	Master Showman Contest	Show Ring
7:00 pm	GRANDSTAND SHOW - WESTERN IOWA TRACTOR & TRUCK PULL	
8:00—11pm	FREE CONCERT - JUSTIN ELLIOT & AARON ELY	

DISCOUNT ADVANCED PRICE \$10 When purchased before the fair through the Fair Office.

PRICE INCREASE TO \$25 If purchased during the fair through the Carnival.



July 17-20, 2025

NO: 012345

CARNIVAL WRISTBAND

TO BE USED DURING ONE OF THE WRISTBAND TIMES

CARNIVAL WRISTBAND HOURS


THURSDAY JULY 17TH 6-9PM
 FRIDAY JULY 18TH 6-6PM
 SATURDAY JULY 19TH 12-3 OR 6-9
 SUNDAY JULY 20TH 1-4PM

2025 Boone County Fair Schedule

Sunday, July 20th


8am-5pm	4-H Food stand Open	Erb Center
10:00 am	Mud Volleyball Tournament	Mud Volleyball Pits
10am —7pm	Commercial Exhibits Building Open	Commercial Building
10:00 am	Mobile Dairy Classroom Demo	South Lawn
11:00am	Foam Cannon Party	South Lawn
11:00am - 5pm	Food Vendors Open	
11:00am - Noon	Cornhole Tournament Registration	Leonard Good Stage
Noon	Cornhole Tournament Registration	Leonard Good Stage
12:00—5:00 pm	CARNIVAL OPEN (wristbands 1:00-4:00 pm)	West Lawn
12:00 pm	Kiddie Tractor Pull	South of Swine Barn
12:00 pm -4pm	FREE Face Painting	Commercial Building
Noon—5pm	Barrell Train Rides	South of Community Bldg
9:00– 5:00 pm	AgriGolf Free Activity	South Lawn
1:00 pm	Mobile Dairy Classroom Demo	South Lawn
1:00pm	Foam Cannon Party	South Lawn
1:00 pm	Open Beef Show	Show Ring
1:00 pm	Bill Riley Talent Search	Community Building
1:00 pm	Free Sweet Corn Feed	NE of Community Bldg
1:00 pm	Grandstand Beer Tent Opens	Grandstand
2:00 pm	GRANDSTAND SHOW - TOUGH TRUCKS SERIES	
3:00pm	Foam Cannon Party	South Lawn
3:00 pm	Mobile Dairy Classroom Demo	South Lawn
4:00 pm	Begin release Static Exhibits (staggered by club)	Community Building
4:00 pm	Mobile Dairy Classroom Demo	South Lawn
5:00 pm	Begin Release of livestock (see page 10 for details)	Barns

Monday, July 21st

5:00—7:00 pm	Post Fair Clean-Up		Fairgrounds
8:30—10:20 pm	Post Fair Pool Party		McHose Park

\$1 admission Bring a snack to share!


NO: 012345



July 17-20, 2025

BUY TICKETS ONLINE

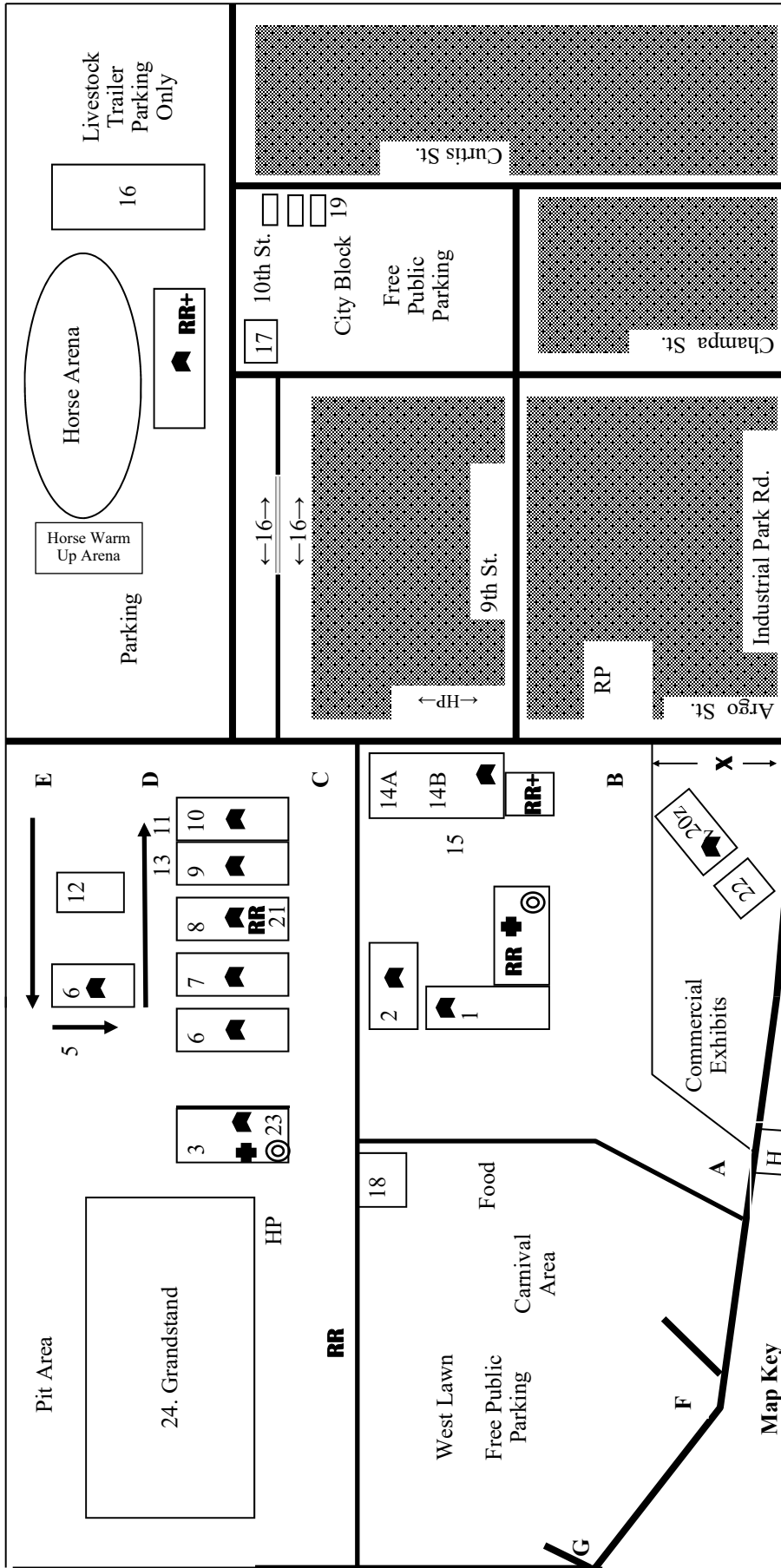
DON'T WAIT IN LINE AT THE TICKET OFFICE,
BUY ALL YOUR TICKETS ONLINE!
WWW.BOONECOUNTYFAIRIA.COM
(NO PROCESSING FEES)

NO: 012345


MEGA TICKET PACKS
CARNIVAL WRISTBANDS
GRANDSTAND TICKETS

North ↑

Boone County Fairgrounds



Gates

- A. Main Entrance
- B. East South
- C. East Central
- D. East North
- E. Northeast
- F. Southwest
- G. Pit Gate

Map Key

- 1. Community Building
- 2. Erb Center/ 4-H Food Stand
- 3. Commercial Exhibits
- 4. Beef Wash Rack
- 5. Horse Wash Rack
- 6. Horse Barn
- 7. Cattle/Dairy Barn
- 8. Show Ring
- 9. Sheep/Meat Goat Barn
- 10. Swine Barn
- 11. Sheep/Swine Wash Rack
- 12. Pen of Three Beef Barn
- 13. Manure Area
- 14A. Rabbit Building.
- 14B. Poultry Building
- 15. Blomgren Awning
- 16. Campgrounds (reservation required)
- 17. Camper Dump Station
- 18. Shaded Picnic Area
- 19. Mud Volleyball Pits
- 20. Leonard A. Good Stage & Beer Tent
- 21. Livestock Office
- 22. Ag Learning Center
- 23. Ticket Office
- 24. Grandstand & Beer Tent

Parking

- RP. Reserved- Staff/Judges
- HP- Handicap Parking
- Free Parking: West Lawn
- City Block
- Trailer Parking: ONLY in trailer parking lot (east of Campgrounds)

- Private Property
- Fire Extinguisher
- Fair Office
- First Aid
- Restroom
- Restrooms with Showers
- Street Closed During Fair & Street Closed Between Gates D&E During Load Out

Reminder—All parking rules are on page 12 of the Fair book. Parking violators may be towed at the owners expense